

Full explanatory title: Carboprost vs Oxytocin as the First Line Treatment of Primary Postpartum Haemorrhage. A Phase IV, double-blind, double-dummy, randomised controlled trial.

### **COPE Protocol v8.0 06/03/2024**

**Study Sponsor:**

University of Liverpool Clinical Directorate,  
Thompson Yates Building,  
The Quadrangle,  
Brownlow Hill,  
Liverpool,  
L3 5RB

**EudraCT number:** 2018-001829-11

**CTA Reference Number:** 04196/0052/001-0001

**ISRCTN:** 16416766

**Research Ethics Ref:** 18/WM/0227

**Sponsor Ref:** UoL001337



During the management of the COPE study, the Clinical Trials Research Centre (CTRC) and the Liverpool Cancer Trials Unit (LCTU) have merged to become the Liverpool Clinical Trials Centre (LCTC). The University of Liverpool is responsible for managing this study whilst the Liverpool Clinical Trials Centre (LCTC) runs it on a day-to-day basis. This study is funded by the National Institute for Health Research (NIHR) Health Technology Assessment (HTA) programme (16/16/06).

## PROTOCOL APPROVAL

I, the undersigned, hereby approve this clinical study protocol:

### Authorised by Chief Investigator:

**Signature:**

*Andrew D Weeks*  
box.com 00000000000000000000000000000000

**Date:** 6 Mar 2024

**Prof Andrew Weeks**

Professor of International Maternal Health

Sanyu Research Unit, Department of Women's and Children's Health

University of Liverpool

c/o University Department, First Floor

Liverpool Women's Hospital

Crown Street

Liverpool, L8 7SS

## PROTOCOL APPROVAL

I, the undersigned, hereby approve this clinical study protocol:

**Authorised on behalf of Sponsor:**

**Signature:**

  
topsign

**Date:** Mar 6, 2024

**Karen Jennings-Wilding**

Senior Clinical Research Governance Manager

University of Liverpool Clinical Directorate

Thompson Yates Building

The Quadrangle, Brownlow Hill,

Liverpool

L3 5RB



## **General Information**

This document describes the COPE trial including detailed information about procedures and recruitment. The protocol should not be used as an aide-memoir or guide for the treatment of other patients; every care was taken in its drafting, but corrections or amendments may be necessary. These will be circulated to the registered investigators in the trial, but centres entering patients for the first time are advised to contact the coordinating centre (Liverpool Clinical Trials Centre, University of Liverpool) to confirm they have the most up to date version. Clinical questions relating to this trial should be referred to the Chief Investigator, Professor Andrew Weeks, via the LCTC.

This protocol defines the participant characteristics required for study entry and the schedule of treatment and follow-up. Participant recruitment will be undertaken in compliance with this document and applicable regulatory and governance requirements and waivers to authorise non-compliance are not permitted.

Incidence of protocol non-compliance, whether reported prospectively (e.g. where a treatment cannot be administered on a scheduled date as a result of public holidays) or retrospectively noted (e.g. as a result of central monitoring) are recorded as protocol deviations, the incidence of which are monitored and reported to trial oversight committees.

The template content structure is consistent with the SPIRIT (22) and has regard for the Health Research Authority guidance (1). Regulatory and ethical compliance information is located in section 12.

## **Relationship Statements**

Roles and responsibilities are fully described in section 15.

The sponsor name is University of Liverpool who will formally delegate specific sponsoring roles to the Chief Investigator and Clinical Trials Unit, but remains legally responsible for the trial.

Clinical Trials Unit (CTU): LCTC at the University of Liverpool in collaboration with the chief investigator, Professor Andrew Weeks, will have overall management responsibility for the trial from a CTU perspective and will be responsible for the co-ordination of centres.

LCTC as part of the Liverpool Clinical Trials Collaborative has achieved full registration by the UK Clinical Research Collaboration ([www.ukcrc.org](http://www.ukcrc.org)) as their standards and systems were assessed by an international review panel as reaching the highest quality. LCTC has a diverse trial portfolio underpinned by methodological rigour, a GCP compliant data management system, and core standard operating procedures.

## CONTACT DETAILS

### Institutions

Sponsor:	Trial Management, Monitoring and Analysis:
<p>The University of Liverpool Clinical Directorate Thompson Yates Building The Quadrangle, Brownlow Hill, Liverpool L3 5RB</p> <p>Tel: 00 44 (0) 151 795 1780 Email: <a href="mailto:sponsor@liverpool.ac.uk">sponsor@liverpool.ac.uk</a></p>	<p>Liverpool Clinical Trials Centre University of Liverpool 2nd Floor, Institute in the Park Alder Hey Children's NHS Foundation Trust Eaton Road Liverpool L12 2AP</p> <p>Tel: +44(0)151 795 8760 E-mail: <a href="mailto:cope@liverpool.ac.uk">cope@liverpool.ac.uk</a></p>

## CONTACT DETAILS

### Individuals

Individual Authorised to Sign the Protocol and Protocol Amendments on behalf of the Sponsor:	Chief Investigator (CI):
<p>Karen Jennings-Wilding Senior Clinical Research Governance Manager The University of Liverpool Clinical Directorate Thompson Yates Building The Quadrangle, Brownlow Hill, Liverpool L3 5RB</p> <p>Tel: +44(0)151 794 8373 E-mail: <a href="mailto:sponsor@liverpool.ac.uk">sponsor@liverpool.ac.uk</a></p>	<p>Professor Andrew Weeks Professor of International Maternal Health Sanyu Research Unit, Department of Women's and Children's Health University of Liverpool c/o University Department, First Floor Liverpool Women's Hospital Crown Street Liverpool, L8 7SS</p> <p>Tel: +44(0)151 7959578 Fax: +44(0)151 7959553 E-mail: <a href="mailto:aweeks@liverpool.ac.uk">aweeks@liverpool.ac.uk</a></p>
Medical Expert who will Advise on Protocol Related Clinical Queries (If other than CI):	Medical Expert who will Evaluate SAE Reports (If other than CI):
<p>Dr Shireen Meher Consultant in Maternal Fetal Medicine Birmingham Women's &amp; Children's NHS Foundation Trust Birmingham Women's Hospital Mindelsohn Way Edgbaston Birmingham, B15 2TG</p> <p>Tel: 07734694660 E-mail: <a href="mailto:smeher@liverpool.ac.uk">smeher@liverpool.ac.uk</a></p>	<p>Dr Dimitrios Siassakos Honorary Consultant in Obstetrics UCL EGA Institute for Women's Health University College Hospital Medical School Building 74 Huntley Street London WC1E 6AU</p> <p>Tel: 07930 624 894 E-mail: <a href="mailto:jsiasakos@me.com">jsiasakos@me.com</a></p>
Medical Expert who will Evaluate SAE Reports (If other than CI or cross cover):	Statistical Team Lead:
<p>Mr Kim Hinshaw Consultant Obstetrician &amp; Gynaecologist Obstetrics &amp; Gynaecology City Hospitals Sunderland NHS Foundation Trust Sunderland Royal Hospital Kayll Road Sunderland, SR4 7TP</p> <p>Tel: 0191 5410051 Fax: 0191 5699792 E-mail: <a href="mailto:kim.hinshaw@chsft.nhs.uk">kim.hinshaw@chsft.nhs.uk</a></p>	<p>Professor Carrol Gamble Head of Biostatistics, LCTC Director Liverpool Clinical Trials Centre University of Liverpool 2<sup>nd</sup> Floor, Institute in the Park Alder Hey Children's NHS Foundation Trust Liverpool L12 2AP</p> <p>Tel: 0151 794 9759 E-mail: <a href="mailto:c.gamble@liverpool.ac.uk">c.gamble@liverpool.ac.uk</a></p>

Embedded study:	Embedded Study Lead and Consent Lead:
<p>Professor Dame Tina Lavender Professor of Maternal and Newborn Health Department of International Public Health Liverpool School of Tropical Medicine Pembroke Place Liverpool, L3 5QA</p> <p>E-mail: <a href="mailto:Tina.Lavender@liverpool.ac.uk">Tina.Lavender@liverpool.ac.uk</a></p>	<p>Kerry Woolfall, PhD, Dr, Psychological Sciences Senior Lecturer MRC North West Hub for Trials Methodology Research Institute of Psychology, Health and Society Block B, Room B112, 1st Floor Waterhouse Building Liverpool, L69 3GL</p> <p>Tel: 0151 794 4634 E-mail: <a href="mailto:woolfall@liverpool.ac.uk">woolfall@liverpool.ac.uk</a></p>
Lead for Economic Evaluation:	
<p>Prof Dyfrig Hughes Professor of Pharmacoeconomics Centre for Health Economics and Medicines Evaluation Ardudwy, Normal Site, Bangor University Holyhead Road Bangor, LL57 2PZ</p> <p>Tel: 01248 382950 E-mail: <a href="mailto:d.a.hughes@bangor.ac.uk">d.a.hughes@bangor.ac.uk</a></p>	

### Additional Contacts:

The contact details of other individuals involved in the trial are detailed in documents supplementary to the protocol and stored in the Trial Master File (TMF):

Contact	Document Title
<p>Trial Management Group (TMG) Trial Steering Committee (TSC) Independent Data and Safety Monitoring Committee (IDSMC)</p>	COPE Trial Oversight Committee Membership
Principal Investigators (PIs)	COPE Participating Centres



# TABLE OF CONTENTS

<b>PROTOCOL APPROVAL .....</b>	<b>2</b>
<b>CONTACT DETAILS.....</b>	<b>6</b>
<b>TABLE OF CONTENTS.....</b>	<b>9</b>
<b>GLOSSARY .....</b>	<b>13</b>
<b>1 PROTOCOL SUMMARY .....</b>	<b>14</b>
1.1 Schematic of Study Design .....	16
<b>2 INTRODUCTION .....</b>	<b>17</b>
2.1 Background.....	17
2.2 Rationale.....	17
2.3 Risk and Benefits.....	18
2.4 Objectives .....	18
2.4.1 Primary Objective.....	18
2.4.2 Secondary Objective(s) .....	18
2.5 Outcome measures.....	18
2.5.1 Primary Outcome .....	18
2.5.2 Secondary Outcome .....	19
<b>3 TRIAL DESIGN.....</b>	<b>20</b>
<b>4 STUDY SETTING AND SELECTION OF CENTRES / CLINICIANS .....</b>	<b>21</b>
<b>5 STUDY POPULATION .....</b>	<b>22</b>
5.1 Inclusion Criteria .....	22
5.2 Exclusion Criteria .....	22
5.3 Co-enrolment Guidelines.....	22
<b>6 SCREENING, RECRUITMENT AND RANDOMISATION.....</b>	<b>23</b>
6.1 Screening.....	23
6.2 Recruitment.....	23
6.3 Consent Procedures .....	23
6.3.1 Information provision and postnatal consent.....	23
6.3.2 Principles of informed consent .....	24
6.3.3 Discharge/transfer to another hospital prior to postnatal consent .....	25
6.3.4 Maternal death prior to postnatal consent.....	27
6.3.5 Neonatal death prior to postnatal consent .....	27
6.4 Randomisation Procedures .....	27
6.5 Who is Blinded to Allocations .....	28
<b>7 PARTICIPANT TIMELINE, ASSESSMENTS AND PROCEDURES.....</b>	<b>29</b>
7.1 Schedule for Follow-up .....	29
7.2 Procedures for Assessing Efficacy.....	30
7.3 Procedures for Assessing Safety .....	30
7.4 Other Assessments.....	30
7.4.1 Childbirth Experience Questionnaire (CEQ) .....	30
7.4.2 Health Economics assessments.....	31
7.5 Patient Transfer and Withdrawal .....	32
7.5.1 Discontinuation .....	32
7.5.2 Withdrawal of Consent.....	32
7.5.3 Participant Transfers.....	32
7.6 Loss to Follow-up.....	32

7.7	Trial Closure.....	32
<b>8</b>	<b>EMBEDDED MIXED METHODS RESEARCH .....</b>	<b>33</b>
8.1	Design .....	33
8.2	Selection of participants.....	33
8.3	Enrolment and procedure .....	34
8.3.1	Part A: Audio-recordings.....	34
8.3.2	Part B: Questionnaires.....	35
8.3.3	Part C: Interviews with women and their birth partner .....	35
8.3.4	Part D: Focus groups and/or interviews with the COPE practitioners .....	36
<b>9</b>	<b>TRIAL TREATMENTS.....</b>	<b>37</b>
9.1	Introduction .....	37
9.2	Formulation, Packaging, Labelling, Storage and Stability .....	37
9.2.1	Formulation .....	37
9.2.2	Packaging and Labelling.....	37
9.2.3	Storage and Stability.....	38
9.3	Distribution, Dispensing, Dosage and Administration of Study Treatment/s .....	38
9.3.1	Distribution and Dispensing .....	38
9.3.2	Dosage and Administration .....	38
9.4	Overdose.....	40
9.5	Delivery and Accountability of IMP at Trial Sites .....	40
9.5.1	Delivery .....	40
9.5.2	Accountability Procedures for Study Treatment/s .....	40
9.5.3	Expired and unused IMP stock.....	40
9.6	Concomitant Medications/Treatments.....	41
9.6.1	Medications Permitted/Not Permitted/ Precautions Required .....	41
9.6.2	Data on Concomitant Medication .....	41
9.7	Unblinding .....	41
<b>10</b>	<b>SAFETY REPORTING.....</b>	<b>42</b>
10.1	Time Period for Safety Reporting .....	42
10.2	Reference Safety Information.....	42
10.3	Flowchart of Adverse Events Reporting Requirements .....	43
10.4	Terms and Definitions.....	43
10.5	Notification of deaths .....	45
10.6	Severity / Grading of Adverse Events .....	45
10.7	Relationship to Trial Treatment .....	45
10.8	Expectedness .....	46
10.9	Follow-up After Adverse Events .....	46
10.10	Reporting Procedures.....	46
10.10.1	Non serious AEs .....	46
10.10.2	Non serious ARs.....	47
10.10.3	SAEs/ SARs/ SUSARs .....	47
10.10.4	Maintenance of Blinding .....	48
10.11	Responsibilities – LCTC .....	48
10.12	Safety reports.....	49
10.13	Urgent Safety Measures .....	49
10.14	Out-of-hours Medical Cover .....	49
<b>11</b>	<b>STATISTICAL CONSIDERATIONS .....</b>	<b>50</b>
11.1	Introduction .....	50
11.2	Method of Randomisation.....	50
11.3	Sample Size calculation.....	50
11.3.1	Feasibility (attaining recruitment targets) .....	51
11.4	Interim Monitoring and Analyses .....	51

11.5	Analysis Plan.....	52
11.5.1	Health Economic Analysis .....	52
11.5.2	Qualitative data analysis.....	52
<b>12</b>	<b>REGULATORY AND ETHICAL APPROVALS.....</b>	<b>54</b>
12.1	Statement of Compliance .....	54
12.2	Regulatory Approval .....	54
12.3	Ethical Approval .....	54
12.3.1	Ethical Considerations .....	54
12.4	Health Research Authority (HRA) Approval .....	55
12.4.1	Capacity and capability assessment .....	55
12.5	Protocol Deviation and Serious Breaches.....	55
12.6	Study Discontinuation .....	55
<b>13</b>	<b>DATA MANAGEMENT AND TRIAL MONITORING.....</b>	<b>56</b>
13.1	Source Documents .....	56
13.2	Data Capture Methods.....	56
13.3	Monitoring .....	57
13.3.1	Central Monitoring.....	57
13.3.2	Clinical Site Monitoring .....	57
13.4	Confidentiality .....	57
13.4.1	Hospital Episode Statistics (HES) .....	57
13.5	Quality Assurance and Control.....	57
13.6	Records Retention .....	58
<b>14</b>	<b>INDEMNITY .....</b>	<b>59</b>
<b>15</b>	<b>ROLES AND RESPONSIBILITIES.....</b>	<b>60</b>
15.1	Role of Study Sponsor and Study Funder.....	60
15.2	Funding and Support in Kind .....	60
15.2.1	NHS Research costs .....	60
15.2.2	NHS Support costs .....	61
15.2.3	Treatment costs .....	61
15.3	Protocol Contributors .....	61
15.4	Trial Committees.....	62
15.4.1	Trial Management Group (TMG) .....	62
15.4.2	Trial Steering Committee (TSC) .....	62
15.4.3	Independent Data and Safety Monitoring Committee (IDSMC).....	62
<b>16</b>	<b>PUBLICATION AND DISSEMINATION .....</b>	<b>63</b>
16.1	Publication Policy.....	63
16.1.1	Authorship .....	63
16.2	Dissemination to Key Stakeholders.....	63
16.3	Data Sharing .....	63
<b>17</b>	<b>CHRONOLOGY OF PROTOCOL AMENDMENTS .....</b>	<b>64</b>
17.1	Version 1.0 (10/07/2018) .....	64
17.2	Version 2.0 (10/09/2018) .....	64
17.3	Version 3.0 (01/05/2019) .....	64
17.4	Version 4.0 (13/07/2020) .....	66
17.5	Version 5.0 (14/04/2021) .....	69
17.6	Version 6.0 (11/05/2022) .....	70
17.7	Version 7.0 (05/05/2023) .....	71
17.8	Version 8.0 (06/03/2024) .....	72
<b>18</b>	<b>REFERENCES .....</b>	<b>73</b>
<b>Appendix 1.</b>	<b>COPE Outcomes.....</b>	<b>75</b>



## GLOSSARY

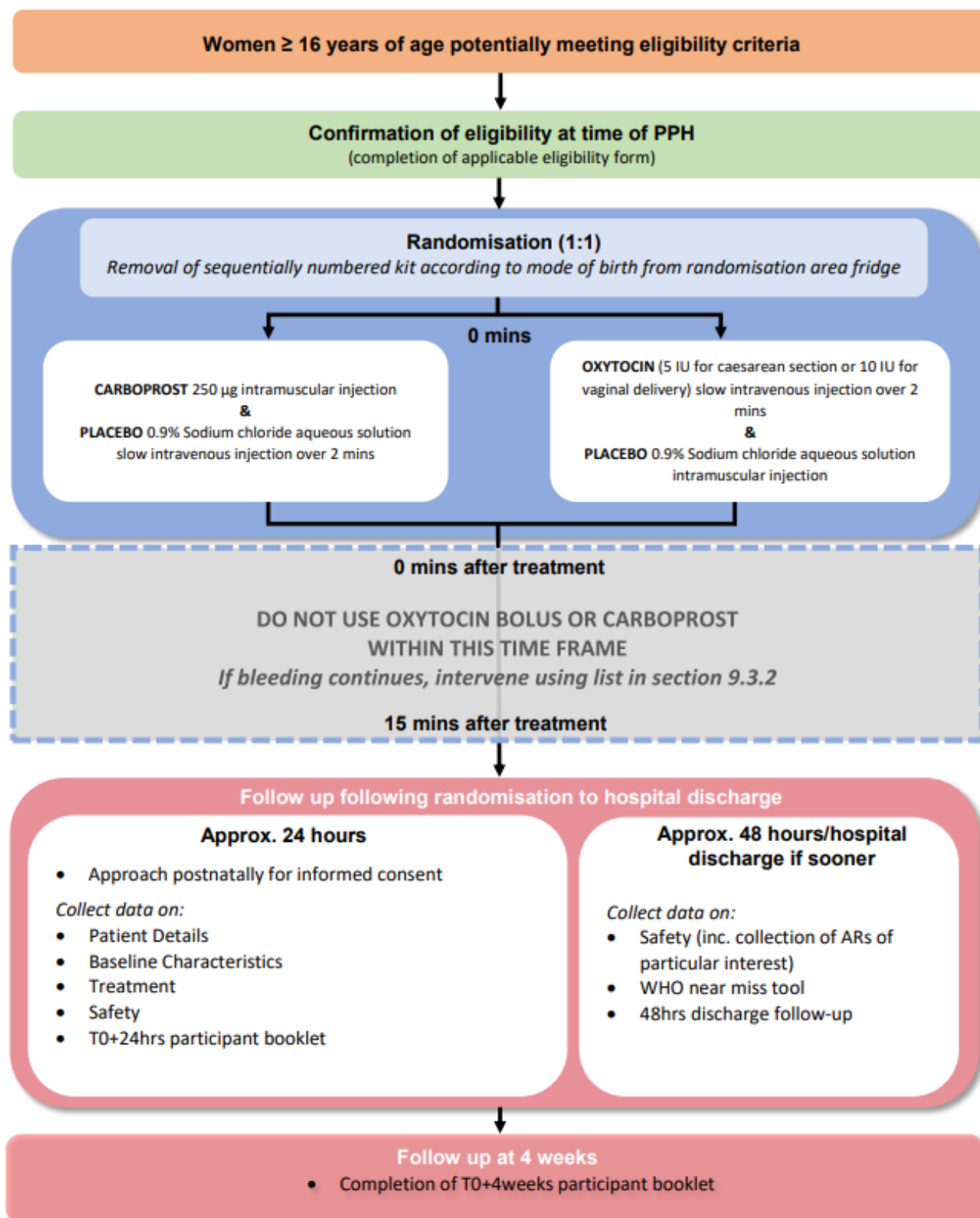
AE	Adverse Event
AR	Adverse Reaction
CI	Chief Investigator
COS	Core outcome set
CTIMP	Clinical Trial of an Investigational Medicinal Product
CTU	Clinical Trials Unit
EUDRACT	European Clinical Trials Database
ECRF	Electronic Case Report Form
GP	General Practitioner
HRA	Health Research Authority
IDSMC	Independent Data and Safety and Monitoring Committee
IMP	Investigational Medicinal Product
LCTC	Liverpool Clinical Trials Centre
MHRA	Medicines and Health Care Products Regulatory Agency
NRES	National Research Ethics Service
NIHR CRN	National Institute for Health Research Clinical Research Network
PI	Principal Investigator
QALY	Quality Adjusted Life Years
RCOG	Royal College of Obstetricians and Gynaecologists
R&D	Research & Development
REC	Research Ethics Committee
REDCAP	Research Electronic Data Capture
RM	Research Midwife (Registered)
RSI	Reference Safety Information
RSO	Research Support Office
SAE	Serious Adverse Event
SAR	Serious Adverse Reaction
SDV	Source Data Verification
SMPC	Summary of Product Characteristics
SMR	Scottish Morbidity Records
SOP	Standard Operating Procedure
SSAR	Suspected Serious Adverse Reaction
SUSAR	Suspected Unexpected Serious Adverse Reaction
TMG	Trial Management Group
TSC	Trial Steering Committee
UAR	Unexpected Adverse Reaction
WHO	World Health Organisation

# 1 PROTOCOL SUMMARY

<b>Full Title:</b>	Carboprost vs Oxytocin as the first line treatment of primary postpartum haemorrhage. A Phase IV, double-blind, double-dummy, randomised controlled trial.
<b>Acronym:</b>	COPE
<b>Phase:</b>	IV
<b>Target Condition:</b>	Primary Postpartum haemorrhage (PPH)
<b>Sample size</b>	2,000 participants
<b>Main Inclusion Criteria:</b>	<ul style="list-style-type: none"> <li>• <math>\geq 16</math> years of age</li> <li>• Requirement for medical treatment for primary PPH</li> </ul>
<b>Main Exclusion Criteria:</b>	<ul style="list-style-type: none"> <li>• Known to have opted out of participation antenatally</li> <li>• Known oxytocin or carboprost hypersensitivity</li> <li>• Known active cardiac or pulmonary disease</li> <li>• Known to have previously been treated as part of COPE</li> <li>• Has already received carboprost prophylactically for postpartum haemorrhage</li> <li>• Has already received uterotonic drug treatment for postpartum haemorrhage (this does not include PPH prophylaxis)</li> <li>• Stillbirth</li> </ul>
<b>Study Centres and Distribution:</b>	NHS hospital maternal units in the UK
<b>Patient Study Duration:</b>	Duration per participant: 4 weeks
<b>Overall Recruitment duration:</b>	60 months
<b>Agent/ Intervention:</b>	<p><b>Intervention:</b> Carboprost 250 micrograms by deep intramuscular injection and 1 ml placebo by slow intravenous injection over 2 minutes</p> <p><b>Control:</b> Oxytocin (5 international units (IU) for caesarean section or 10 IU for vaginal delivery) by slow intravenous injection over 2 minutes and 1 ml placebo by deep intramuscular injection</p>

<b>Primary objective:</b>	To compare carboprost with oxytocin as initial treatments for women with clinically diagnosed PPH after giving birth in UK hospitals.
<b>Secondary objective:</b>	<ol style="list-style-type: none"> <li>1. To assess the relative cost-effectiveness of the use of carboprost and oxytocin as initial treatments for women with clinically diagnosed PPH.</li> <li>2. To explore the views of participants and their carers about their experiences of the two treatments and the consent process.</li> </ol>
<b>Primary outcome measures:</b>	Blood transfusion defined as “Any red blood cell transfusion or cell salvage of $\geq 300$ mls commenced any time between randomisation and 48 hrs after randomisation (or hospital discharge if earlier than 48 hrs)”
<b>Secondary outcome measures:</b>	<ol style="list-style-type: none"> <li>1. Volume of blood transfusion</li> <li>2. Use of a further uterotonic drug</li> <li>3. Composite outcome of any organ dysfunction based on WHO near-miss approach for maternal health (2)</li> <li>4. Hysterectomy</li> <li>5. Blood loss</li> <li>6. Blood loss <math>\geq 1000</math> mls</li> <li>7. Haemoglobin</li> <li>8. Shock</li> <li>9. Maternal death</li> <li>10. Non pharmacological approach to treat or investigate bleeding</li> <li>11. Manual removal of placenta</li> <li>12. Adverse reactions of particular interest (as listed in section 10.1)</li> <li>13. ‘Skin to skin’ care with baby within the first hour after birth</li> <li>14. Separation from new-born in first hour after birth</li> <li>15. Breastfeeding</li> <li>16. Childbirth Experience Questionnaire (CEQ)</li> <li>17. Resource use</li> </ol>
<b>Embedded Mixed Methods Research</b>	For at least the first 9 months of recruitment, we will conduct qualitative research to explore the views and experiences of women recruited to the trial, their partners, and practitioners involved in recruitment and consent in COPE.

## 1.1 Schematic of Study Design





## 2 INTRODUCTION

### 2.1 Background

Bleeding after childbirth (postpartum haemorrhage, PPH) occurs after around 5% of births (depending on definition) and causes the death of 75,000 women worldwide each year (3). It is the second leading cause of direct maternal deaths in the UK (19 deaths between 2013-2015) (4). Significant maternal morbidity may also result from weakness secondary to anaemia, delayed recovery, psychological trauma, difficulties with breastfeeding and poor bonding with the newborn. Available treatments, including drugs with known side effect profiles, blood transfusion and invasive or surgical procedures such as hysterectomy can have substantial negative impact on the woman's recovery, long-term health and sense of wellbeing.

PPH is a clinical emergency. The bleeding in PPH is unpredictable and difficult to quantify, and so most clinicians treat early, as soon as they are unhappy with the bleeding. As a result of the unpredictability of PPH and difficulties in gaining emergency consent, there are few randomised trials of PPH treatments. The evidence used in guidelines is therefore based largely on studies of prophylaxis and small observational studies (5). The National Institute for Health Research (NIHR) Health Technology Assessment (HTA) programme has therefore called for research into PPH treatments as one of its research priorities. Recent advances in emergency intrapartum consent pathways, developed in part by applicants in partnership with consumer groups, have facilitated recruitment (6-9).

### 2.2 Rationale

As uterine atony is the most common cause, intravenous (i.v.) oxytocin is universally recommended as first line therapy. However, the recommended dosage varies. Whilst the National Institute for Health and Care Excellence (NICE) recommends 10 international units i.v.; the Royal College of Obstetricians and Gynaecologists (RCOG) guidelines and *Mothers and Babies: Reducing Risk through Audits and Confidential Enquiries across the UK* (MBRRACE-UK) suggest 5 international units (5, 10, 11). There are no direct comparisons of the two doses. Although studies suggest that 3 international units is adequate (12, 13), we will use a higher dose in this study (5-10IU) to prevent criticism of inadequate dosing. The only risk of this is hypotension that occurs with rapid injection, however this was not seen in a recent randomised controlled trial in which 517 women were given 10 international units of oxytocin as an i.v. bolus over 1 minute (14). The need for slow intravenous injection will be emphasised in training (see section 2.3 below). In women who have a caesarean section (who usually have intravenous oxytocin prophylaxis, have usually just had a spinal anaesthetic inserted and who have greater blood loss) we will give only 5IU IV in line with anaesthetic recommendations.

The PPH rate is increasing, and this may be partially related to the overuse of oxytocics in labour (11). Laboratory studies on myometrium suggests that repeated use of oxytocics leads to the saturation of oxytocin receptors and reduced efficacy of oxytocin as a therapy (15). Attention has therefore turned to the use of prostaglandins as an alternative mechanism for improving the strength of uterine contractions in the event of uterine atony. Misoprostol is a prostaglandin E1 analogue, which is convenient for both storage and administration. It has been studied extensively for both prophylaxis and treatment of PPH, and found to be less effective than oxytocin (3) and of no additional benefit when given in addition to standard drugs for PPH treatment (16). Carboprost is a prostaglandin F2a analogue that is given intramuscularly (i.m.). There are 13 small studies of carboprost for PPH prophylaxis. They show a reduction in blood loss compared with conventional uterotonics, but diarrhoea,

vomiting, fever or hypertension affects about 15% of those treated (17). Carboprost is also more expensive than oxytocin. There are no studies of carboprost for PPH treatment (18), but NICE recommends carboprost as a second line treatment. NICE, and others, have suggested the need for a major randomised trial to ascertain both the effectiveness of carboprost and its optimal position in a PPH treatment pathway (3, 5).

## **2.3 Risk and Benefits**

Oxytocin is the standard first line treatment for atonic postpartum haemorrhage. It has been shown to cause effective uterine contraction, is low cost and relatively free from side-effects. Oxytocin can commonly cause headache, nausea and vomiting. The benefit of repeated doses (for example giving 10IU prophylaxis and then 10IU treatment shortly after) has however been questioned (3, 15), especially given that pharmacokinetic studies suggest that the optimal dosage is just 3IU (12). Furthermore, a bolus dose of intravenous oxytocin causes a rapid but transient fall in blood pressure by around 20mmHg (19) and has been implicated in maternal death during PPH (20). Repeated doses of oxytocin also cause water retention. It is therefore of uncertain benefit, and not without risks.

Carboprost, a prostaglandin F2 $\alpha$  analogue, is usually reserved for second line management of atonic PPH. A systematic review of 13 small randomised trials comparing the efficacy of carboprost and conventional uterotonics for PPH prophylaxis found that it was associated with less blood loss, but around 15% of women suffered side effects including diarrhoea, vomiting, fever or hypertension (17).

## **2.4 Objectives**

### **2.4.1 Primary Objective**

The aim of the research is to compare intramuscular carboprost 250 micrograms with intravenous oxytocin (5 international units (IU) for caesarean section or 10 IU for vaginal birth) by slow injection over 2 minutes for the initial treatment for women with clinically diagnosed postpartum haemorrhage after giving birth in UK hospitals.

### **2.4.2 Secondary Objective(s)**

1. To assess the relative cost-effectiveness of the use of carboprost and oxytocin as initial treatments for women with clinically diagnosed PPH.
2. To explore the views of participants and their carers about their experiences of the two treatments and the consent process.

## **2.5 Outcome measures**

The outcomes selected for this study include the recently developed Core Outcome Set (COS) for PPH treatment trials (Appendix 1).

### **2.5.1 Primary Outcome**

Blood transfusion defined as 'any red blood cell transfusion or cell salvage of  $\geq 300$  mls commenced any time between randomisation and 48 hours after randomisation (or hospital discharge if earlier than 48 hours'.

### 2.5.2 Secondary Outcome

All secondary outcomes are collected prior to discharge or 4 weeks whichever is earliest unless otherwise specified.

1. Volume of blood transfusion
2. Use of a further uterotonic drug
3. Composite outcome of any organ dysfunction<sup>1</sup>
4. Hysterectomy
5. Blood loss
6. Blood loss  $\geq 1000\text{mls}$
7. Haemoglobin
8. Shock
9. Maternal death
10. Non-pharmacological approach to treat or investigate bleeding<sup>2</sup>
11. Manual removal of placenta
12. Adverse reactions of particular interest (as listed in section 10.1)
13. Skin to skin care with baby within the first hour after birth
14. Separation from new-born in first hour after birth
15. Breastfeeding
16. Childbirth Experience Questionnaire (CEQ)
17. Resource use<sup>3</sup>

For at least the first 9 months of recruitment, we will conduct qualitative research to explore the views and experiences of women recruited to the trial, their partners, and practitioners involved in recruitment and consent in COPE.

<sup>1</sup> Based on definitions within the WHO Maternal 'near-miss' Approach for maternal health (2).

<sup>2</sup> Interventions include: laparotomy, internal uterine tamponade with balloon or packing with gauze, arterial embolisation, removal of retained placenta or placental tissue, examination in theatre under anaesthetic and external uterine compression (bimanual or other).

<sup>3</sup> Number of units of blood transfused will be collected for resource use; transfers to higher care units will be collected within resource use.

### **3 TRIAL DESIGN**

This is a double-blind, double-dummy, randomised controlled trial.

To determine the feasibility of answering the clinical question, an internal pilot examining rates of recruitment and consent, data completeness and sample size assumptions will be carried out. The timing of the internal pilot will be informed by the decision of the IDSMC and correspond to ability to reasonably estimate the primary outcome event rate with reasonable precision.

**Criteria for progression from internal pilot to full study are:**

#### **Recruitment**

Taking into account the pilot study and the ratio of vaginal to caesarean births, we will estimate the total recruitment period required to achieve the target sample size. If this is achievable within the recruitment period agreed with the funders then we will proceed to the main trial. If it exceeds this duration we will introduce ways to reduce this, and seek approval from the funder. If no obvious solutions exist and the funder is unable to support the time extension required then we will abandon the main trial.

#### **Consent**

If the rate of informed consent for follow-up and data use is 80% or more, proceed to main trial. If 60% to 80%, then review qualitative data to identify any aspects amenable to change, and proceed. If less than 60%, and no obvious solutions exist, then abandon the main trial.

#### **Completeness of primary outcome data**

If primary outcome data are available for over 95% of participants, then proceed. If 75-95%, identify aspects amenable to change and proceed to main trial as amended. If available for less than 75% of participants randomised, and no obvious solutions exist, abandon the main trial.

#### **Sample Size estimation**

The Independent Data Safety and Monitoring Committee (IDSMC) will be asked to review the assumptions made in the sample size calculation. As a result, the numbers required may be increased but not decreased. If an increase in sample size is recommended, then this will be discussed with funders and informed by ability to deliver within time and budget.

## **4 STUDY SETTING AND SELECTION OF CENTRES / CLINICIANS**

The study will take place in approximately 30 UK NHS hospital maternity units.

Criteria for the selection of centres will be determined by the Trial Management Group (TMG) and will be described in the supplementary document 'COPE Site Suitability Assessment'.

Initiation of centres will be undertaken in compliance with LCTC Standard Operating Procedures (SOPs). Centres fulfilling the criteria will be selected to be recruitment centres for the COPE trial and will be opened to recruitment upon successful completion of all global (e.g. Research Ethics Committee (REC) and Medicines and Healthcare Products Regulatory Agency (MHRA)) and study-specific conditions (e.g. site personnel training requirements) and once all necessary documents have been returned to LCTC as detailed in the trial 'greenlight' checklist.

Participating centres will be listed in a log, maintained separately to the protocol.

## **5 STUDY POPULATION**

The requirements of Good Clinical Practice (GCP) are that a doctor should either recruit or supervise the recruitment of individuals to a Clinical Trial of an Investigational Medicinal Product (CTIMP). Thus, women giving birth at home or in stand-alone midwifery units will not be eligible to participate.

### **5.1 Inclusion Criteria**

- ≥ 16 years of age
- Requirement for medical treatment for primary PPH

### **5.2 Exclusion Criteria**

- Known to have opted out of participation antenatally
- Known oxytocin or carboprost hypersensitivity
- Known active cardiac or pulmonary disease
- Known to have previously been treated as part of COPE
- Has already received carboprost prophylactically for postpartum haemorrhage
- Has already received uterotonic drug treatment for postpartum haemorrhage (this does not include PPH prophylaxis)
- Stillbirth

### **5.3 Co-enrolment Guidelines**

Individuals who are currently recruited into other intrapartum interventional studies may be approached for the COPE trial upon agreement with the study Chief Investigator. Where recruitment into another trial is considered to be appropriate and without having any detrimental effect on the COPE trial this must first be discussed with the LCTC who will contact the Chief Investigator, Prof Andrew Weeks.

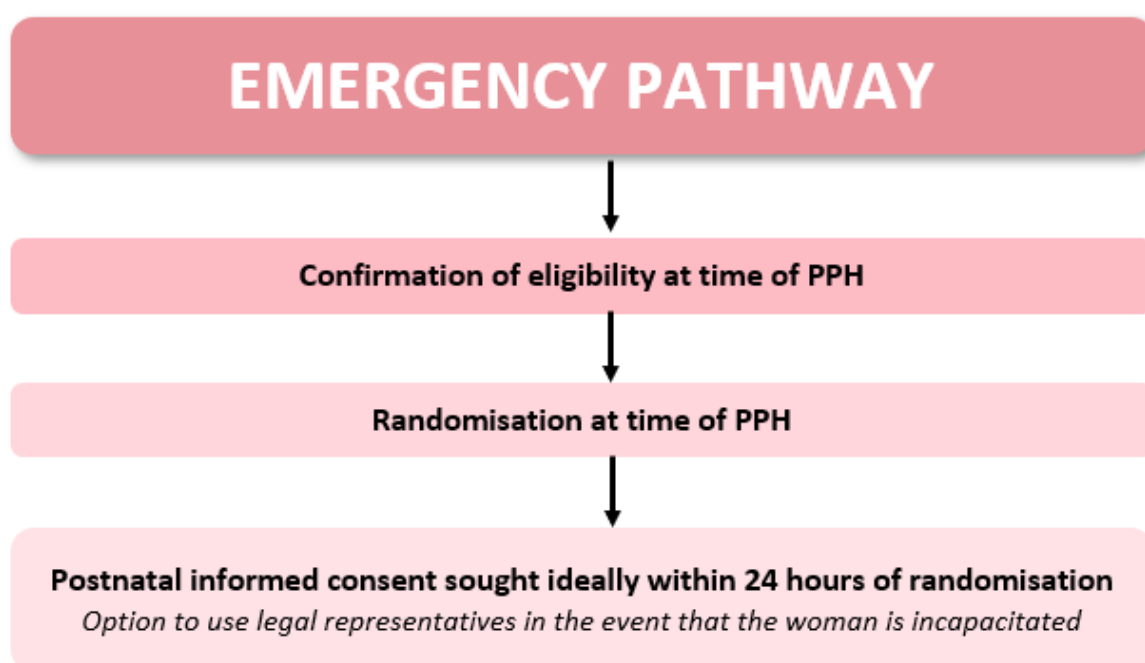
## 6 SCREENING, RECRUITMENT AND RANDOMISATION

### 6.1 Screening

Screening and eligibility information will be collected via completion of an 'assessment of eligibility' paper form and transcribed into the Electronic Case Report Form (eCRF) held on a Research Electronic Data Capture (REDCap) system. This data will provide important information for monitoring purposes.

### 6.2 Recruitment

PPH is an unpredictable clinical emergency occurring after around 5% of births. COPE participants will be recruited via the following emergency pathway:



### 6.3 Consent Procedures

Randomisation and treatment will occur if eligibility criteria are met after child birth. Anonymous data, for the purposes of the recipients, will be sent to the LCTC for processing under public interest to allow monitoring of safety. Personal identifiable information will be subsequently sent to LCTC following written informed consent.

#### 6.3.1 Information provision and postnatal consent

A variety of strategies will be used to advertise the study to raise awareness amongst women antenatally, including: patient posters, antenatal clinical discussions, and social media campaigns. Study advertising will include details of how women can contact the local study team to discuss the study.

Once a woman has been diagnosed with PPH, a critical clinical emergency situation exists. Eligible women have a life threatening condition and risk of death is highest early after delivery. Their mental capacity, physical and emotional state may be diminished as a result of blood loss, pain, or by drugs administered during the labour.

Eligible women will be randomised into the trial in the emergency situation where treatment needs to be given urgently and there is no time for prior consent from a Legal Representative. An overview of the emergency pathway and postnatal consent procedure is provided in section 6.2. The treating clinician may briefly explain the study to the woman if it is deemed appropriate. Note that it is not the intention to obtain verbal consent in this emergency situation. For women who are randomised, but they or their legal representatives do not provide consent postnatally, anonymous data, for the purposes of the recipients (LCTC) will be sent for processing under public interest to allow monitoring of safety. The provision of anonymous data from sites to the LCTC is in the line with the General Data Protection Regulations (2018) and Common Law. Where consent is not provided no contact will be made with the woman's GP.

#### **6.3.1.1 Consent provision where capacity is regained promptly**

Postnatally, once the woman is stable and ideally within 24 hours or prior to discharge/transfer to another hospital, full study information will be provided to the woman. Before approaching women, the trial recruiter will firstly check whether the timing is appropriate with the clinical team. Permission will be sought for disclosure of identifiable data and continued follow-up. The woman will be asked to sign the "Postnatal (emergency pathway) Patient Information Sheet and Consent Form".

#### **6.3.1.2 Consent provision where capacity is not regained or is delayed**

Before approaching women, the trial recruiter will firstly check whether the timing is appropriate with the clinical team. Should it be apparent that incapacity is likely to continue, full study information will be provided as soon as practicable to her Personal Legal Representative (PeR) or Professional Legal Representative (PrR), if PeR is not available. Permission will be sought for disclosure of identifiable data and continued follow-up. The PeR or PrR will be asked to sign the "Postnatal (emergency pathway) Personal Legal Representative Information Sheet and Consent Form" or "Postnatal (emergency pathway) Professional Legal Representative Information Sheet and Consent Form", respectively.

The consent given by an appropriate legal representative on behalf of a woman lacking capacity to do so for themselves shall represent the presumed will of the incapacitated woman and as such it is not mandatory to re-approach women recruited in such a manner should they regain their capacity to give consent during the course of their participation in COPE.

Legal representatives will be made aware that, should this circumstance arise during the trial participation period (4 weeks), the woman will be provided with information about COPE but will not be approached to provide their own written consent. The woman will be made aware that they can withdraw from the trial at any time by revoking the informed consent provided by their legal representative as stated in section 7.5.2.

### **6.3.2 Principles of informed consent**

In obtaining and documenting informed consent, the investigator/delegate should comply with applicable regulatory requirements and should adhere to the principles of GCP and to the ethical principles that have their origin in the Declaration of Helsinki.



At the appropriate time, the objectives, risks and inconveniences of the trial and the conditions under which it is to be conducted are to be provided to the woman or their legal representative by staff with experience in obtaining informed consent. A Patient Information Sheet and Consent form, describing in detail the trial interventions, trial procedures and risks will be approved by a REC, and the woman (or their Legal Representative) will be asked to read and review the document. Upon reviewing the document, the investigator will explain the research study to the woman (or their Legal Representative). This information will emphasise that participation in the trial is voluntary and that the woman may withdraw from the trial at any time and for any reason. All women (or their Legal Representative) will be given opportunity to ask any questions that may arise, and should have the opportunity to discuss the study with their friends and family, and time to consider the information prior to agreeing to consent. A contact point where further information about the trial may be obtained will be provided.

Women will have as long as possible to consider participation in COPE. Research staff should aim to meet the woman to seek consent within 24 hours, or prior to discharge or transfer to another hospital. The woman or their Legal Representative will be asked to sign and date the informed consent document. Both the person obtaining consent and the woman (or their Legal Representative) must personally sign and date the form. A copy of the consent form will be given to the woman (or their Legal Representative) for their records. The original copy will be filed in the Investigator Site File, a copy filed in the woman's notes and a further copy should be sent to the LCTC. Following provision of consent, a COPE GP letter will be sent to the woman's GP by the recruiting site.

The woman (or their Legal Representative) may, without being subject to any resulting detriment, withdraw consent for trial participation any time by revoking their informed consent as stated in section 7.5.2. In this circumstance or where the woman (or their Legal Representative) declines to provide consent, the rights and welfare of the woman will be protected and the quality of medical care will not be adversely affected.

#### **6.3.2.1 Definitions of legal representatives**

##### **England and Wales:**

- Personal Legal Representative i.e. a person not connected with the conduct of the trial who is suitable to act as the legal representative by virtue of their relationship with the adult, and is available and willing to do so. If one is not available:
- Professional Legal Representative i.e. a person not connected with the conduct of the trial who is the doctor primarily responsible for the medical treatment of the adult, or a person nominated by the healthcare provider.

##### **Scotland:**

- Personal Legal Representative i.e.
  - Adult's Welfare Guardian or Welfare Attorney, or if not appointed:
  - The adult's nearest relative, if neither are reasonably contactable:
- Professional Legal Representative i.e. a person not connected with the conduct of the trial who is the doctor primarily responsible for the medical treatment of the adult, or a person nominated by the healthcare provider.

#### **6.3.3 Discharge/transfer to another hospital prior to postnatal consent**

It is expected that consent will be sought for all women prior to discharge/transfer to another hospital (in the event that the woman dies prior to consent being sought refer to section 6.3.4).

Where consent is not sought prior to discharge/transfer the following should occur:

The Research Midwife (RM), or other designated member of the research team at site, will call the woman within 5 working days of randomisation to inform them of their involvement in the trial and provide details. If the woman cannot be contacted after 3 attempts, then the process for postal consent should be followed.

If the woman is willing to provide consent, the RM will outline the two different ways in which consent could be provided, as per the below, and ask the woman which way they would prefer. If during the conversation the woman is clear that they do not wish to participate then no trial documentation/correspondence or follow up documentation will be sent.

Two methods are provided for confirming consent:

1. **Electronic consent:** If the woman would prefer to use electronic consent (e-consent) then their email address must be provided to the site. The person speaking with the woman must ensure that the woman is fully informed that their email address will be used for this purpose. Full guidance on obtaining consent electronically can be found in the COPE E-consent guidance document.

LCTC will facilitate the collection of validated e-consent. The e-consent request will expire after 4 weeks from the date sent. Once complete, all signatories and LCTC will receive a copy of the final signed consent form.

2. **Postal consent:** the RM, or other designated member of the research team at site, will post the below items to the woman's address within 5 working days:
  - Participant covering letter (home)
  - Participant Information Sheet and Consent form
  - 24 hour questionnaire

The covering letter will confirm that the woman has 4 weeks from the date of the letter to return the consent form confirming whether they would like to continue participation in the trial.

When the consent form is received by the RM, they will sign or organise for an authorised individual to sign the consent form. When signed, the RM will send a copy to the LCTC electronically.

**Note:** Audio-recordings of telephone discussions are not required.

If no response is received within 2 weeks (14 days), the RM, or other designated member of the research team at site will make a follow up call to the woman to check that they have received the information. Postal consent documents/e-consent email will be re-sent/forwarded, respectively, if the site team member is unable to contact the woman or information has not been received.

If no response is received via e-consent or postal consent within 4 weeks (28 days), the woman's identifiable data will not be included within the trial as confirmed in the telephone conversation/correspondence. Consent is being sought in this scenario for the disclosure of confidential information in order to avoid a breach of the common law duty of confidentiality. The 4-week questionnaire will be sent by post with another consent form to give the woman another opportunity to provide consent. If we find that consent in this scenario is not

practicable and results in informative missing data (e.g. linked to severity of condition or duration of hospital stay) a future Section 251 application may be made.

Collection of personal identifiable information is restricted to the data requested on the consent form. All other data are anonymous to the purposes of the recipients (LCTC) and processed under public interest and are necessary for monitoring of safety.

#### **6.3.4 Maternal death prior to postnatal consent**

This is likely to be a very rare occurrence. However, in the event that a woman dies before consent has been sought, the attending RM will obtain information from colleagues and bereavement counsellors to establish the most appropriate practitioner to notify the Personal Legal Representative of the research involvement.

Consent can be sought from Personal legal representatives following the death of their relative and prior to the Personal Legal Representative's departure from the hospital. However, it is at the discretion of the site staff to determine if this is appropriate for each individual family. In this situation, the "Bereaved Postnatal (emergency pathway) Personal Legal Representative Information Sheet and Consent Form" would be used.

If consent is not sought prior to the Personal Legal Representative's departure from hospital then the Personal Legal Representative will be notified and consent can be sought by an appropriate practitioner at a bereavement follow-up visit. If it is not possible to obtain Personal Legal Representative consent then Professional Legal Representative consent form can be completed.

In addition, all deaths, irrespective of the consent status, should be reported on the Serious Adverse Event (SAE) Electronic Case Report Form (eCRF) within 24 hours of the research team becoming aware (see section 10.5).

#### **6.3.5 Neonatal death prior to postnatal consent**

This is likely to be a rare occurrence. However, if a participant experiences the death of their baby before consent has been sought, the attending RM will obtain information from colleagues and bereavement counsellors to establish the most appropriate practitioner to notify the participant of the research involvement.

Consent will be sought if considered appropriate; however, it is at the discretion of the site staff to determine if this is appropriate for each individual participant. In this situation, the usual information sheet and consent form would be used.

### **6.4 Randomisation Procedures**

Participants will be randomised in a 1:1 ratio using random variable block size, stratified by mode of birth (caesarean section or vaginal birth).

Centres will be provided with a series of sequentially numbered, sealed treatment kits to be received by the pharmacy department and distributed to an appropriate secure location within randomisation areas i.e. delivery suite for ready access upon presentation of eligible patients.

Each kit will contain either:

- a) An ampoule of carboprost and an ampoule of placebo or
- b) An ampoule of oxytocin and an ampoule of placebo.

Departments will be provided with paper 'assessment of eligibility' forms to be completed promptly at the time of recruitment (to document key screening/eligibility). These should then be transcribed into the eCRF.

After eligibility is confirmed by an authorised medical doctor, the next sequentially numbered treatment kit for the particular mode of birth (vaginal or caesarean section) should be selected and administered. The treatment kit's identification number is the randomisation number for the woman and should be recorded in their medical notes, on the relevant paper forms and the eCRFs.

All women randomised in to COPE (treatment kit removed from fridge following confirmation of eligibility) who go on to receive the COPE treatment or an alternative medicinal treatment for PPH should be approached for their consent and followed up as a COPE participant as per COPE protocol. If a treatment kit was removed from the fridge but a medicinal treatment for PPH was not administered (COPE treatment kit or other) then consent does not need to be sought and they should not be followed up as a COPE participant.

A member of the trial site team as delegated on the delegation log will periodically check to ensure that there are adequate stocks of trial treatment kits, that the correct number of treatment kits are present and intact and that the sequential numbering system is maintained. Any discrepancies will be immediately reported to the LCTC.

## **6.5 Who is Blinded to Allocations**

This is a double-blind study and all individuals involved in the conduct and delivery of the trial, except for the randomising statistician, or those unblinded to individual cases as a requirement (e.g. for safety reporting), will be blinded to treatment allocations. Statisticians involved in monitoring will be unblinded following determination of participant inclusion within each analysis population.

In case of the need of emergency unblinding, unblinding envelopes will be provided and stored at an agreed location within the site that is readily accessible at time of need. The construction of these envelopes is resistant to accidental damage or tampering and contents cannot be viewed without fully opening.

The site team will periodically check to ensure that the appropriate number of unblinding envelopes are present and intact. Any discrepancies will be immediately reported to the LCTC.

For unblinding procedures see section 9.7.

## 7 PARTICIPANT TIMELINE, ASSESSMENTS AND PROCEDURES

### 7.1 Schedule for Follow-up

Participants will be recruited and followed up to a maximum of 4 weeks postnatally. Data entry will be completed at site using the eCRF database.

		Follow-Up Schedule			
		Screening	Baseline (T0) <sup>1</sup>	T0 - 48 hrs or hospital discharge if sooner <sup>3</sup>	T0 + 4 wks <sup>4</sup>
<b>Procedures</b>					
Assessment of Eligibility Criteria		X	X		
Confirmation of Full Eligibility by an authorised medical doctor			X		
Randomisation			X		
Administration of Study Intervention			X		
Signed Postnatal Consent Form <sup>2</sup>				X*	
Baseline Characteristics			X		
Clinical Outcomes	The use and timing of additional uterotonics			X	
	Manual removal of placenta			X	
	Hysterectomy			X	
	Blood loss at birth			X	
	Non-pharmacological approach			X	
	Skin to skin care with baby			X*	
	Separation from new-born in first hour after birth			X*	
	Breastfeeding initiation (first 24hrs)			X*	
	Blood transfusion or cell salvage			X	
	Volume of blood transfusion			X	
	Haemoglobin <sup>3</sup>			(X)*	
	Shock			X	
	Exclusive breastfeeding (at 48hrs/ discharge if sooner)			X	
	Adverse Reactions of particular interest		X	X	
	Outcome of any organ dysfunction			X	(X)
	Maternal death <sup>5</sup>		(X)	(X)	(X)
	Exclusive breastfeeding (at 4 weeks)				X
Assessment of Serious Adverse Events <sup>6</sup>			X	X	(X)
Childbirth Experience Questionnaire					X
EQ-5D-5L questionnaire and EQ-VAS				X*	X
Healthcare Resource Utilisation Questionnaire					X

(X) – As indicated/appropriate.

<sup>1</sup> At baseline, all procedures should be done before study intervention.

<sup>2</sup> Postnatal (emergency pathway) consent is obtained after childbirth ideally within 24 hrs or prior to discharge / transfer to another hospital. If consent is not obtained prior to discharge, the appropriate consent procedures should be followed as per section 6.3.

<sup>3</sup> Haemoglobin (in non-transfused women only) will be ideally obtained postnatally on the day following birth (12-36 hours post birth) or at discharge, whichever is soonest. For more details, see Appendix 1.

<sup>4</sup> Participant to be contacted for follow-up using their preferred mode of communication (email, telephone or letter), with telephone reminder if no response within 2 weeks

<sup>5</sup> All deaths collected from the time of randomisation until hospital discharge or 4 weeks, whichever is earlier.

<sup>6</sup> Serious Adverse Events and Serious Adverse Reactions will be actively monitored and reported from the time of randomisation until hospital discharge or 4 weeks, whichever is sooner. ARs of particular interest collected on a separate single timepoint eCRF, as per section 10.

\* To be completed at 24 hours after randomisation.

## 7.2 Procedures for Assessing Efficacy

Clinical efficacy outcomes will be collected at 24 hours and at 48 hours or at hospital discharge, if sooner. Details of the outcomes (with the timing of assessment and definitions) are included in Appendix 1. COPE OUTCOMES.

## 7.3 Procedures for Assessing Safety

The Principal Investigator (PI) or delegated research staff will be monitoring and reporting all relevant adverse events (see section 10) from randomisation until hospital discharge or 4 weeks, whichever is sooner.

## 7.4 Other Assessments

A 24 hour questionnaire will be administered to participants who consent on site by site staff at the time of consent. The 4-week questionnaire will be administered to participants by site staff according to the participants' 'preferred method of communication for follow-up' (email, telephone or letter). Guidance on sending questionnaires to participants electronically can be found in the COPE E-questionnaire guidance document.

For participants who have e-consented and have chosen 'email' as their 'preferred method of communication for follow-up', the 24 hour questionnaire will automatically be sent to them by email. The 4-week questionnaire is not automatically sent; staff should go into the REDCap database to issue these individually to participants.

For participants who select postal consent, the 24 hour questionnaire will be sent to them by site staff along with the consent form. The 4-week questionnaire will be administered by site staff according to the participants' 'preferred method of communication for follow-up' (email, telephone or letter).

Details of the contents of the questionnaires can be found below.

### 7.4.1 Childbirth Experience Questionnaire (CEQ)

The CEQ was developed in 2010 to measure the impact of an intervention on a woman's childbirth experience. It includes four main aspects of the childbirth experience: Own capacity, Professional support, Perceived safety and Participation.

In COPE, the UK-validated CEQ will be completed by the participants via an electronic, telephone or paper questionnaire at 4 weeks. The participant will choose how they would

prefer to complete the questionnaire on the consent form, providing contact details as required.

## **7.4.2 Health Economics assessments**

### **7.4.2.1 Resource use and costs**

Resource use will be based on:

(1) Entries made in designated sections of participants' eCRFs. The eCRFs will be used to record data on procedures (surgical) and interventions (including units of blood products transfused) as well as dates of patient admission and discharge. This will be collected prior to discharge.

(2) A resource use questionnaire (electronic, telephone or paper) administered at the 4-week follow-up, with a telephone reminder if no response provided within 2 weeks. The participant will choose how they would prefer to complete the questionnaire recorded on the consent form.

(3) Hospital Episode Statistics (HES) and Scottish Morbidity Records (SMR) data sourced from i) NHS Digital for participants recruited in England; ii) NHS Wales Informatics Service for participants recruited in Wales; and iii) the electronic Data Research and Innovation Service for participants recruited in Scotland.

- Data will be requested from the above listed NHS organisations pertaining to outpatient, inpatient, critical care and A&E attendances from 3 months prior to randomisation, to 4 weeks post randomisation (following completion of follow-up). Participant information (postcode, date of birth, NHS (or CHI) number and screening/randomisation number) will be securely transferred to authorised personnel at the NHS organisations and the HES and SMR data with the screening/randomisation number will be securely transferred to health economists at Centre for Health Economics and Medicines Evaluation (CHEME), Bangor University, who will be conducting the economic analysis.
- The only identifier present in the HES / SMR dataset will be the trial randomisation identifier, and health economists at CHEME will not have any access to keys linking this to participant personal data. Electronic HES and SMR records will be stored on secure Bangor University computer servers which meet NHS data security standards. Access will be restricted only to health economists working on the trial.

Unit costs will be obtained from NHS reference costs and other standard NHS sources.

### **7.4.2.2 Health outcomes**

Quality Adjusted Life Years (QALYs) will be estimated from utilities derived from trial participant responses to EQ-5D-5L questionnaires (and applying recommended methods for generating UK relevant utilities) administered for completion at 24 hours and at 4-weeks post randomisation. The participant will choose how they would prefer to complete the questionnaire on the consent form.

## 7.5 Patient Transfer and Withdrawal

### 7.5.1 Discontinuation

Upon completion of trial intervention, subsequent treatments and actions will be recorded (see section 9.3.2). This would **not** necessitate the participant discontinuing the study.

### 7.5.2 Withdrawal of Consent

Generally, follow-up will continue unless the woman/Legal Representative explicitly withdraws consent for follow-up.

The woman/Legal Representative is free to withdraw consent at any time without providing a reason and without being subject to any resulting detriment. The rights and welfare of the woman will be protected by emphasising to them throughout the trial that the quality of medical care will not be adversely affected if they decline to participate in the trial, or withdraw consent.

Where the woman/Legal Representative wishes to withdraw consent, a withdrawal eCRF should be completed documenting the reason for withdrawal. Centres should explain the importance of remaining in trial follow-up and of the importance of contributing data. Data collected prior to withdrawal will be analysed and data relevant to safety events will continue to be collected to meet regulatory requirements.

### 7.5.3 Participant Transfers

A minority of women may be randomised and treated at a COPE site and then transferred to another hospital for further treatment before the 48-hour follow-up period is completed (e.g. the participant needs to be transferred to a hospital with intensive care facilities).

In these cases, the treating hospital should contact the transfer hospital to collect the follow-up information and consent (where possible).

**Note:** Only transfer sites that are also a recruiting site for COPE can assist with the consent process, however, regardless of where consent was sought, the participant would be classified as a recruited participant for the treating site only.

## 7.6 Loss to Follow-up

Follow-up contact will be made via the PI or designated research staff at each centre. After discharge, participants will be contacted via their preferred means of communication for the purposes of the 4-week follow-up.

Non-responders will be contacted again after 2 weeks. Failure to respond to the second contact within another 2 weeks will deem the participant “loss to follow-up”.

Wherever possible, information on the reason for loss to follow-up will be recorded.

## 7.7 Trial Closure

The end of the trial is defined to be the date on which data for all participants is locked and data entry privileges are withdrawn from the trial database. However, the trial may be closed prematurely by the Trial Steering Committee (TSC), on the recommendation of the Independent Data and Safety Monitoring Committee (IDSMC).



## 8 EMBEDDED MIXED METHODS RESEARCH

### 8.1 Design

**Recruitment to the embedded mixed methods research has now closed.**

For at least the first 9 months of recruitment, we will use interviews, and questionnaires to explore the views and experiences of women recruited to the trial and their birth partners. In the five pilot sites (or alternative site if a pilot site is not open to recruitment within two months of recruitment of the first woman to the trial) we will also conduct focus groups with practitioners and audio-recorded recruitment discussions. This embedded research will explore:

- experience and acceptability of the trial and its interventions;
- antenatal and postnatal information provision;
- practitioner experience of recruitment;
- the interaction and exchange of information about the trial between staff and potential participants;
- emergency recruitment at time of PPH and postnatal consent;
- antenatal consent amongst both those recruited and not recruited;
- postnatal consent for the disclosure of identifiable data and follow-up.

Interim findings from research conducted in the internal pilot will be used to inform approaches to recruitment and consent procedures for the remainder of the COPE trial.

Methods will include:

A: Audio recording of COPE antenatal and postnatal consent discussions between women and their birth partner (if applicable) and trial recruiters (only at the internal pilot sites).

B: A questionnaire with women and their birth partners (if applicable) who consent or decline consent for the COPE trial (all sites).

C: Interviews with women and their birth partners (if applicable) who consent or decline consent for the COPE trial, including bereaved parents (all sites)

D: Focus groups and/or interviews with COPE trial recruiters at each pilot site (only at the internal pilot sites)

### 8.2 Selection of participants

#### Women and birth partners

##### **Inclusion criteria**

- Women and their birth partners who are recruited to COPE

##### **Exclusion criteria**

- Women and their birth partners who do not speak English or lack the capacity to consent

## **COPE practitioners**

### **Inclusion criteria**

- Practitioners who are involved in screening, recruiting, randomising and consenting participants/ legal representatives

### **Exclusion criteria**

- None

<b>Consent sought from</b>	<b>Location consent was sought</b>	<b>A: Audio-recording</b>	<b>B: Questionnaire</b>	<b>C: Interview</b>
Woman and birth partner (if present) who do and do not give consent for COPE trial	On-site (antenatal and postnatal following birth)	✓ (at pilot sites only)	✓	✓
Bereaved woman and birth partner (if applicable)	On-site (postnatal)			✓
Woman and birth partner (if applicable)	Home (postnatal)		✓	✓
Bereaved women and birth partner (if applicable)	Home (postnatal)			✓

## **8.3 Enrolment and procedure**

### **8.3.1 Part A: Audio-recordings**

Delegated COPE recruiters at pilot sites will seek permission to audio-record recruitment consultations when they first approach potential women and their birth partners about COPE in postnatal settings. If permission for audio-recording is declined the recruitment consultation will not be recorded. If permission is given, the recruiter will record this on the relevant COPE information sheet and consent form and activate an audio-recorder. If there is more than one trial discussion (e.g. an initial discussion followed by a full trial discussion after woman has considered the trial information) then all discussions should be recorded.

Completed audio-recordings will be uploaded to a secure online file store for professional transcription purposes. The 'Guidance for the management of audio recordings' should be used to ensure that the recordings are correctly stored and uploaded in accordance with the Data Protection Act.

Audio-recording of trial consultations will take place at each of the five pilot sites (or alternative site if a pilot site is not open to recruitment within two months of recruitment of the first woman to the trial) until the sample target (data saturation point) is achieved. Sites will be informed when audio-recordings can stop.

**Note:** Please refer to section 8.2 for audio recordings applicability.

### **8.3.2 Part B: Questionnaires**

At postnatal recruitment discussions COPE recruiters will ask all women and their birth partners (including those who decline consent for the COPE trial, but not including bereaved women and their birth partners) to complete the COPE recruitment questionnaire, place it in a sealed stamped addressed envelope and return it to the recruiter to post to qualitative researcher.

If consent has been given to complete a questionnaire within the COPE information sheet and consent form, but a questionnaire has not been received, the questionnaire will be sent via post. In the rare instance that COPE trial consent is not sought prior to discharge/transfer to another hospital, the site team should send the questionnaire by post to women and their birth partners along with the COPE information sheet and consent form to complete. If questionnaires are not returned the embedded study team will ask women and birth partners to complete the questionnaire online at the point of arranging interviews (see below).

Recruitment for questionnaires will be conducted for the internal pilot and for at least the first 9 months of recruitment. We anticipate to collect approximately 500 questionnaires.

**Note:** Refer to section 8.2 for questionnaire applicability.

### **8.3.3 Part C: Interviews with women and their birth partner**

COPE recruiters will ask women and their birth partners if they wish to take part in a telephone interview or face-to-face interview (if they live in the Northwest of England). Their permission to be contacted to arrange an interview will be recorded on the relevant COPE information sheet and consent form. They will be contacted using their contact details provided. We aim to interview a selection of women and their birth partners, who decline consent and provide consent.

Following consent to do so, the University of Liverpool qualitative researchers will make contact with women and, their birth partner (if applicable) after the birth to arrange remote interviews (telephone or online) or face-to-face interviews (Northwest only) at their home or location of choice (e.g. hospital, University) approximately 2 to 4 weeks after they have given birth. Telephone interviews with women and their birth partners will be conducted separately. Those involved in face-to-face interviews can choose to be interviewed together. Bereaved women will be contacted no less than six weeks after birth. Such calls/interviews will be handled with sensitivity and will be arranged within a timeframe tailored to individual women.

All interviews will be conducted by qualitative researchers who have proven skills in the conduct of research in sensitive settings. Any distress during the interviews will be managed with care and compassion and participants will be free to decline to answer any questions that they do not wish to answer or to stop the interviews at any point. Such participants will be supported in obtaining appropriate help.

Interviews will be conducted until point of sample or data saturation (approximately 15-35), whereby no new themes are emerging in the analysis of data). It is expected that the interviews will take on average between 30 to 60 minutes.

After the interviews are complete, qualitative researchers will send participants a letter and a £30 high street shopping voucher to thank them for their time. All participants who express an

interest in taking part but are not selected for an interview will be contacted via email by a qualitative researcher (if address provided) to thank them for their interest in the study.

#### **8.3.4 Part D: Focus groups and/or interviews with the COPE practitioners**

COPE practitioners (e.g. recruiters, PI or lead RM) at the five pilot sites (or alternative site if a pilot site is not open to recruitment within two months of recruitment of the first woman to the trial) will be sent an email invitation to participate in an online focus group or remote interview (telephone or online via Zoom or Microsoft Teams) (whichever is possible to arrange around clinical practice). Interviews and focus groups will take place between 3 and five months after site opening (depending upon sufficient experience of recruitment and staff availability)

Those who register interest will be sent a practitioner information sheet including details of topics that will be discussed in the focus group or telephone interview including:

- acceptability of the trial;
- experience of recruitment and the approach to consent;
- potential barriers to recruitment and any potential solutions;
- how information about the trial is communicated to women;
- how women respond to trial information and any suggested improvements to trial information and consent processes.

All interviews will be conducted by the qualitative researcher:

Consent will be sought from participants before the focus group or telephone interview begins. This will involve the qualitative researcher explaining the aims of the study to the practitioner and providing an opportunity for questions. For focus groups, PIS and consent forms will be sent to practitioners via email. Practitioners will be asked to complete and return the consent form to the embedded study researcher before the scheduled focus group. For telephone or online interviews, the qualitative researcher will read each aspect of the consent form, including consent for audio recording of the interview and ask whether the participant would like to receive a copy of the findings when the study is complete. The qualitative researcher will tick each box on the consent form when the participant provides verbal consent. Informed consent discussions will be audio recorded for analysis.

Participation will be entirely voluntary and practitioners will be able to withdraw at any time without giving a reason.

After the interviews are complete, site research staff will be sent a thank you letter.

## 9 TRIAL TREATMENTS

### 9.1 Introduction

This is a randomised, double-blind, double-dummy trial. The investigational medicinal products (IMPs) in this trial are carboprost and oxytocin. Participants will be randomised to one of the following treatment arms:

**Intervention:** Carboprost 250 micrograms by deep intramuscular injection and placebo by slow intravenous injection over 2 minutes.

**Control:** Oxytocin (5 international units (IU) for caesarean section or 10 IU for vaginal delivery) by slow intravenous injection over 2 minutes and placebo by deep intramuscular injection.

### 9.2 Formulation, Packaging, Labelling, Storage and Stability

#### 9.2.1 Formulation

COPE trial active treatments (carboprost and oxytocin) are market-authorised drugs. The formulations will be supplied in their marketed form and will not be manipulated other than labelling and packaging to maintain double-blind, carried out by clinical supply company.

##### 9.2.1.1 Carboprost

Active carboprost 250 micrograms (Pfizer Limited) is presented as 1 ml of a colourless, sterile, aqueous solution for intramuscular injection.

##### 9.2.1.2 Oxytocin

Active oxytocin 10 international units (Hamel Pharmaceuticals Ltd) is presented as 1 ml of a colourless, sterile, aqueous solution for intravenous injection.

##### 9.2.1.3 Placebo

The matching placebo is presented as 0.9% Sodium Chloride in 1 ml colourless, sterile, aqueous solution for intramuscular injection or intravenous injection.

#### 9.2.2 Packaging and Labelling

IMP supplies will be secured via a clinical services company, who will procure, label and package into blinded treatment kits in accordance with regulation 46 SI 2004/1031 and the detailed guidance provided in annex 13 of the EU Good Manufacturing Practice (GMP) guide. Kits will be sequentially numbered and their number will become the participant's randomisation number.

Each kit will contain two ampoules in an outer carton. Both ampoules and the outer carton will be labelled. Each ampoule is intended for a single dose for a single participant.

### **9.2.3 Storage and Stability**

Treatment kits will be temperature monitored whilst stored at the central manufacturing facility and during shipment to participating centres. Treatment kits will be received and stored by the site pharmacy prior to being distributed in batches to the participating department where they will be stored until randomisation in an appropriate, secure refrigerator (randomisation area). Randomisation represents the point at which a kit is removed from the fridge, following confirmation of woman's eligibility. The fridge temperature should be maintained at 2-8°C. Kits should not be frozen and ampoules should be kept refrigerated and in their outer carton until required.

The temperature of storage locations will be monitored and documented daily in the temperature log. In the event of storage temperatures falling outside the 2-8°C range permitted for >15 minutes, stock should be immediately quarantined in a monitored refrigerator and the trial coordinator at the LCTC contacted for further actions. Stock should not be removed from quarantine until instructed to do so by the trial co-ordinator. Stock that falls below 2°C for >15 minutes should be quarantined and should not be used in the trial; the trial co-ordinator will confirm when this stock can be destroyed. Some stock that goes above 8°C may be used again with a shortened expiry date (12 weeks from excursion). This stock must remain in quarantine until the trial co-ordinator has confirmed that it can be used again. If the trial co-ordinator confirms that this can be used again then the site must apply a new label to the stock with the new expiry date and batch number (labels will be provided by the LCTC). Full guidance on re-labelling activities can be found in COPE guidance for re-labelling. Re-labelling is to be performed under GMP conditions with exemption 37 for labelling. Two people at site (one of whom should be a pharmacist) will complete re-labelling following the guidance document and record on the COPE re-labelling log when completed. Once re-labelling has been completed the trial co-ordinator will confirm when the stock can be removed from quarantine.

## **9.3 Distribution, Dispensing, Dosage and Administration of Study Treatment/s**

### **9.3.1 Distribution and Dispensing**

IMPs will be supplied as bulk stock from the distributor to pharmacy in kits containing two ampoules. Authorised, trial-trained pharmacy staff should distribute sufficient kits to the designated randomisation area(s) where they should be stored in accordance with section 9.2. Pharmacy staff at site will sign and date an accountability log documenting receipt of IMP and recording the distributed location.

Kits should be dispensed at time of randomisation following confirmation of eligibility. Dispense represents the point at which kits are removed from the randomisation area fridge. Staff at site will sign and date accountability logs documenting receipt in randomisation area and dispense for randomisation.

### **9.3.2 Dosage and Administration**

Study interventions are supplied as ready-for-use, 1 millilitre formulations as single doses for a single participant. Both ampoules in each kit should be administered following randomisation in accordance with COPE protocol and local practice (this includes option to dilute intravenous ampoule contents in 10 millilitres saline to facilitate slow injection):

- Carboprost 250 micrograms by deep intramuscular injection (Pfizer Limited; Hemabate Sterile Solution) and placebo by slow intravenous injection over 2 minutes

**OR**

- Oxytocin (5 IU for caesarean section or 10 IU for vaginal delivery) by slow intravenous injection over 2 minutes (Hamel Pharmaceuticals Ltd; Oxytocin 10 IU/ml Concentrate for Solution for Infusion) and placebo by deep intramuscular injection.

**Note: To achieve 5 IU oxytocin (caesarean section) draw up 0.5 ml of intravenous ampoule contents and discard the remaining 0.5 ml.**

As far as packaging allows, **both** ampoules should be visually inspected for particulate matter and discoloration prior to administration. Should this be observed, the whole kit (two ampoules) should be quarantined, segregated from the other IMP and pharmacy notified. If neither ampoule has been administered the next sequential kit may be selected to administer COPE treatment. If one ampoule has already been administered and a problem is noted with the second ampoule a further COPE kit **should not** be selected. Care should continue as if both ampoules had been administered, with the use of the emergency procedures and / or unblinding as required. Both ampoules should be quarantined, segregated from the other IMP and pharmacy notified.

The quarantined kit/s should be returned to pharmacy as soon as they are next open to await further instruction (pharmacy staff will liaise with LCTC).

Once the IMP is administered, treating clinicians should **not** use further carboprost or oxytocin bolus within 15 minutes, this time represents the half-life of intravenous oxytocin, and is the time interval specified for repeat doses of carboprost. Additional pharmacological treatments, if needed, should be avoided within the 15 minutes. However, if a woman continues to experience heavy bleeding, the managing clinician may use the below treatments during this period:

**PHYSICAL**

- Empty the bladder, massage the uterus and check for genital tract trauma;
- Put the baby to the breast to stimulate natural oxytocin release;
- Use bimanual compression, or aortic compression.

**DRUGS**

- Give ergometrine (if not hypertensive);
- Start an oxytocin infusion;
- Administer intravenous tranexamic acid 1g; or
- Give misoprostol 800 micrograms sublingual or per rectum.

After the 15 minute period, further management should be conducted in accordance with NICE guidance and local practice for the management of PPH, including the use of further oxytocin (no more than 10 additional units applied as a bolus) or carboprost (no more than 7 additional doses).

Both of the ampoules in a kit should be administered so that all women are administered a deep intramuscular injection and a slow intravenous injection. For women who are recruited following caesarean section, 0.5 ml of intravenous ampoule contents will be drawn up for injection and the remaining 0.5 ml discarded. This will achieve the 5 IU oxytocin. For women recruited following vaginal birth, the entirety of the 1 ml of intravenous ampoule contents will be drawn up for injection.

Given the nature of the interventions in this protocol it is not anticipated a further modification in dose will be required or feasible. If, as a last resort, unblinding is necessary, this will be conducted in accordance with section 9.7.

## **9.4 Overdose**

As part of the COPE protocol, women will be administered a single dose of carboprost or oxytocin. If administered in accordance with this protocol, overdose is unlikely. In the event that overdose is suspected, treatment should be symptomatic and supportive and there is the option to unblind if absolutely essential for further management (see also Section 9.7).

Although overdose of medication without signs or symptoms may be excluded from AE reporting this may still require investigation to ensure the protocol and regulatory requirements are met e.g. for IMP management and administration to ensure participant safety. Therefore, in such circumstances site should report immediately (within 24 hours) using the SAE form to LCTC (see section 10) and a root cause investigation should be initiated.

## **9.5 Delivery and Accountability of IMP at Trial Sites**

### **9.5.1 Delivery**

Trial IMP will only be delivered to an investigator site once the site has been initiated by LCTC, acting on behalf of Sponsor to ensure full ethical and regulatory approvals have been granted. The size of the shipments to each site will be pre-determined based on the participant recruitment target for that individual site.

Recruitment will be monitored centrally and drug shipment dates will be tailored accordingly to ensure that pharmacies hold adequate supplies of trial treatment. Pharmacies must document all shipment receipts and will provide copies of this documentation to the LCTC.

IMP stock must be received by a designated member of the pharmacy department and must be stored at 2-8°C with temperature monitoring as described in section 9.2.3.

### **9.5.2 Accountability Procedures for Study Treatment/s**

Drug accountability logs will be maintained throughout (accountability and temperature monitoring records will be maintained in the receiving department within site as well as within pharmacy).

Records of all shipments must be kept in the drug accountability log.

If IMP stock received from the distributor is unexpected, wrong, damaged or out of temperature range, the stock should be quarantined at 2-8°C and LCTC contacted for further actions.

### **9.5.3 Expired and unused IMP stock**

Any stock that has expired at the trial site during the trial and any stock remaining at trial closedown must be notified to the LCTC, who will authorise destruction. Stock will be destroyed locally according to site policy and records made in the applicable accountability log.



## **9.6 Concomitant Medications/Treatments**

### **9.6.1 Medications Permitted/Not Permitted/ Precautions Required**

Once the IMP is administered, treating clinicians should **not** use further carboprost or oxytocin bolus within 15 minutes; this time represents the half-life of intravenous oxytocin, and is the time interval specified for repeat doses of carboprost. Additional pharmacological treatments, if needed, should be avoided within the 15 minutes. However, if a woman continues to experience heavy bleeding, the managing clinician may use other treatments (see section 9.3.2). After the 15 minute period, further management should be conducted in accordance with NICE guidance and local practice for the management of PPH, including the use of further oxytocin (no more than 10 additional units applied as a bolus) or carboprost (no more than 7 additional doses). Subsequent treatments and actions will be recorded.

### **9.6.2 Data on Concomitant Medication**

Data on concomitant medications will not be recorded for drugs other than those meeting the criteria below. The drug, reason for use and route of administration will be recorded for the below:

- Concomitant medication implicated in an interaction with trial treatment and resulting in a Serious Adverse Event (SAE) or Suspected Unexpected Serious Adverse Reaction (SUSAR);
- Additional uterotonic use before and after the IMP;
- Blood products (with units given);
- PPH prophylactics given;
- Intrapartum oxytocin infusion used

## **9.7 Unblinding**

Unblinding pressure-sealed envelopes are to be provided to each site. They are to be stored in a secure location accessible to trial staff, for example in a controlled drug cabinet. These are to be used to unblind the participant during the emergency, where knowledge of COPE treatment is absolutely essential for further management.

If unblinding is considered appropriate, the unblinding envelope with the randomisation number matching the participant's randomisation number should be accessed ideally after discussing with the original recruiter or if not available with a delegated member of the research team, ideally a recruiter (prescriber). Following on, LCTC should be informed initially by email/telephone, and then by completion of the unblinding eCRF.

## 10 SAFETY REPORTING

### 10.1 Time Period for Safety Reporting

Safety reporting of Serious Adverse Events and Serious Adverse Reactions will be actively monitored and reported during the clinical trial from the time of randomisation until hospital discharge or 4 weeks, whichever is sooner.

**IMPORTANT:** Any safety events related to the trial treatment (see section 10.7) occurring after the end of this “active monitoring” period which meet the definition of serious (see section 10.4), related (see section 10.7) and are recorded for this study (see section 10.10) must continue to be reported by sites to the LCTC in accordance with the timeframes and procedures described in section 10.10. The same processes established for SAEs within the active monitoring period should be followed for these events.

Non-serious adverse reactions of particular interest (listed below) will be collected on a separate eCRF.

#### **Adverse reactions of particular interest:**

1. Hypotension - A fall in blood pressure requiring treatment, or maternal symptoms of hypotension, developed within 2 minutes of IMP administration.

Those listed below, occurring within 2 hrs of IMP administration:

2. Vomiting
3. Pyrexia; temperature of  $>38^{\circ}\text{C}$
4. Headache
5. Hot flushes
6. Diarrhoea

Non-serious adverse events and non-serious adverse reactions (not listed within reactions of particular interest) do not require reporting.

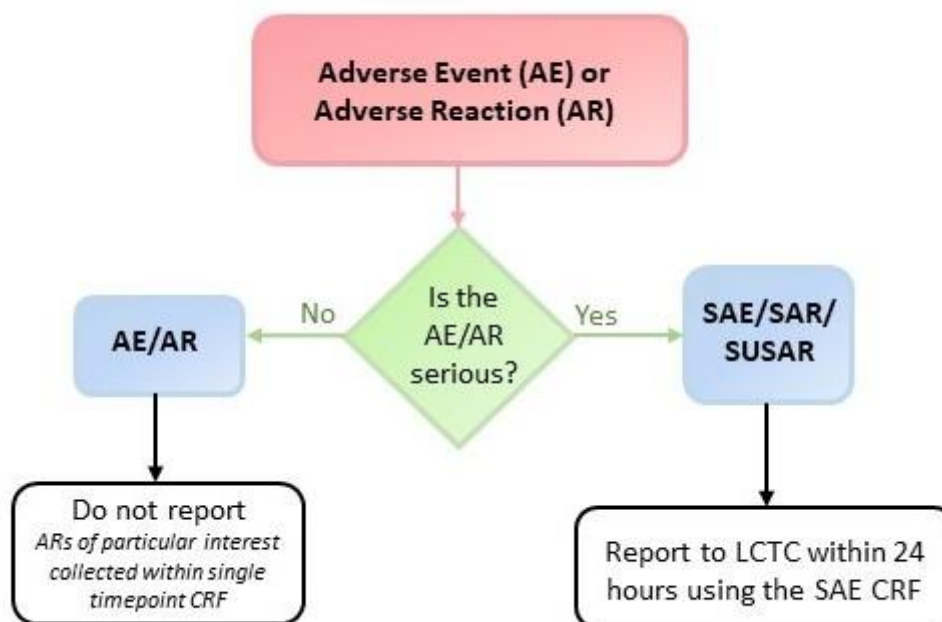
### 10.2 Reference Safety Information

The Reference Safety Information (RSI) in COPE used to assess expectedness is section 4.8 of the respective Summary of Product Characteristics (SmPC):

- Oxytocin - Oxytocin 10IU/ml Concentrate for Solution for Infusion, Hameln Pharmaceuticals Ltd
- Carboprost - Hemabate Sterile Solution, Pfizer Limited

As the placebo is inert there are no expected adverse reactions, therefore any serious adverse reactions thought to be related to the placebo would be unexpected and reported as a potential SUSAR.

## 10.3 Flowchart of Adverse Events Reporting Requirements



## 10.4 Terms and Definitions

### Adverse Event (AE)

Any untoward medical occurrence in a subject to whom a medicinal product has been administered, including occurrences which are not necessarily caused by or related to that product.

Therefore an AE is any unfavourable or unintended change in the structure (signs), function (symptoms) or chemistry (laboratory data) in a subject to whom an IMP has been administered, including occurrences which are not necessarily caused by or related to that product.

### Adverse Reaction (AR)

Any untoward and unintended response in a subject to an IMP which is related to any dose administered to that subject.

Therefore an AR is any unfavourable or unintended change in the structure (signs), function (symptoms) or chemistry (laboratory data) in a subject to an IMP which is related to any dose administered to that subject.

**Unexpected Adverse Reaction (UAR)**

An adverse reaction, the nature and severity of which is not consistent with the information about the medicinal product in question set out in the investigator's brochure or the SPC, which may be referenced where the IMP in question is a product with a marketing authorisation.

**Serious Adverse Event (SAE), Serious Adverse Reaction, or Unexpected Serious Adverse Reaction**

An adverse event, adverse reaction or unexpected adverse reaction respectively that:

- results in death;
- is life threatening (places the subject, in the view of the investigator, at immediate risk of death from the experience as it occurred (this does not include an adverse experience that, had it occurred in a more severe form, might have caused death);
- requires hospitalisation or prolongation of existing hospitalisation (hospitalisation is defined as an inpatient admission, regardless of length of stay, even if the hospitalisation is a precautionary measure for continued observation; hospitalisations for a pre-existing condition, including elective procedures that have not worsened, do not constitute a SAE).
- results in persistent or significant disability or incapacity (substantial disruption of one's ability to conduct normal life functions);
- consists of a congenital anomaly or birth defect;
- other important medical events (these may not result in death, be life-threatening, or require hospitalisation, but may be considered a serious adverse event/experience when, based upon appropriate medical judgment, they may jeopardise the subject and may require medical or surgical intervention to prevent one of the outcomes listed in this definition).

**Suspected Serious Adverse Reaction (SSAR)**

An adverse reaction that is classed in nature as serious and which is consistent with the information about the medicinal product in question set out in the case of a licensed product, in the SPC for that product.

### **Suspected Unexpected Serious Adverse Reaction (SUSAR)**

An adverse reaction that is classed in nature as serious and which is not consistent with the information about the medicinal product in question set out in the Reference Safety Information.

N.B. “seriousness” assessment must be performed by an appropriately delegated, medically qualified member of the site research team.

## **10.5 Notification of deaths**

All deaths in participants from the time of randomisation until hospital discharge or 4 weeks, whichever is earlier, should be reported to the LCTC using the SAE eCRF **within 24 hours** of the clinical research team becoming aware of the event.

Death should be considered an outcome and not a distinct event. The event or condition that caused or contributed to the fatal outcome should be recorded as the single medical concept on the SAE eCRF. Generally, only one such event should be reported. The term “sudden death” should only be used for the occurrence of an abrupt and unexpected death due to presumed cardiac causes in a participant with or without pre-existing heart disease, within 1 hour of the onset of acute symptoms or, in the case of an unwitnessed death, within 24 hours after the participant was last seen alive and stable. If the cause of death is unknown and cannot be ascertained at the time of reporting, “unexplained death” should be recorded on the SAE eCRF. If the cause of death subsequently becomes available (e.g., after autopsy), “unexplained death” should be replaced by the established cause of death.

## **10.6 Severity / Grading of Adverse Events**

The assignment of the severity/grading should be made by the investigator responsible for the care of the woman using the definitions below.

Mild	Does not interfere with routine activities
Moderate	Interferes with routine activities
Severe	Impossible to perform routine activities

A distinction is drawn between serious and severe events. Severity is a measure of intensity (see above) whereas seriousness is defined using the criteria in section 10.4, hence, a severe AR need not necessarily be a Serious Adverse Reaction.

## **10.7 Relationship to Trial Treatment**

An assessment of the causality will be made by the investigator responsible for the care of the participant using the definitions below.

If any doubt about the causality exists, the local investigator should inform the LCTC who will notify the Chief Investigator. In the case of discrepant views on causality between the investigator and others, the opinion of the treating investigator will never be downgraded and the Medicines for Healthcare products Regulatory Agency (MHRA) will be informed of both points of view.

<b>Unrelated</b>	There is no evidence of any causal relationship. N.B. An alternative cause for the AE should be given.
------------------	--

<b>Unlikely</b>	There is little evidence to suggest there is a causal relationship (e.g. the event did not occur within a reasonable time after administration of the trial medication). There is another reasonable explanation for the event (e.g. the participant's clinical condition, other concomitant treatment).
<b>Possibly</b>	There is some evidence to suggest a causal relationship (e.g. because the event occurs within a reasonable time after administration of the trial medication). However, the influence of other factors may have contributed to the event (e.g. the participant's clinical condition, other concomitant treatments).
<b>Probably</b>	There is evidence to suggest a causal relationship and the influence of other factors is unlikely.
<b>Almost certainly</b>	There is clear evidence to suggest a causal relationship and other possible contributing factors can be ruled out.

An AE whose causal relationship to the study drug is assessed by the investigator as “possible”, “probable”, or “almost certainly” is an Adverse Reaction (AR).

## 10.8 Expectedness

There is no requirement for a reporting investigator to make an assessment of expectedness. For all SARs, the CI (or delegate) will assess for expectedness, determined by the COPE RSI (see section 10.2 for RSI). The nature, severity, or frequency of the event will be considered – if this is not consistent with that described for the type of event in the RSI current and approved at the time of the event's onset, the event will be assessed as unexpected. If **unexpected** the SAR will be reported as a SUSAR.

## 10.9 Follow-up After Adverse Events

All reportable adverse events should be followed until satisfactory resolution or until the investigator responsible for the care of the participant deems the event to be chronic or the participant to be stable.

When reporting SAEs, SARs or SUSARs the investigator responsible for the care of the woman should apply the following criteria to provide information relating to event outcomes: resolved; resolved with sequelae (specifying with additional narrative); not resolved/ongoing; ongoing at final follow-up; fatal or unknown.

## 10.10 Reporting Procedures

All SAEs and adverse reactions of particular interest should be reported for the durations described in section 10.1. Depending on the nature of the event the reporting procedures below should be followed. Any questions concerning adverse event reporting should be directed to the LCTC in the first instance. A flowchart is provided (see section 10.3) to aid in determining reporting requirements.

### 10.10.1 Non serious AEs

These events are not reportable for the purposes of COPE pharmacovigilance.

### 10.10.2 Non serious ARs

Only ARs of particular interest (see section 10.1), whether expected or not, should be recorded on the appropriate eCRF.

### 10.10.3 SAEs/ SARs/ SUSARs

All SAEs, SARs and SUSARs should be reported within 24 hours of the local site becoming aware of the event. The SAE eCRF asks for the nature of event, date of onset, severity, corrective therapies given, outcome and causality. Additional information should be provided within 5 days if the reaction has not resolved at the time of reporting.

Local investigators should report any SUSARs and/or SAEs as required locally.

All deaths and overdoses should be reported as described in sections 10.5 and 9.4, respectively.

#### Minimum information required for reporting (CT-3)

- Valid EudraCT number (if applicable)
  - Sponsor study number
  - One identifiable coded subject
  - One identifiable reporter
  - One SUSAR
  - One suspect IMP (including active substance name- code)
  - A causality assessment
- 
- i. The SAE form should be completed by a designated investigator, a physician named on the 'delegation of authority and signature log' as responsible for safety reporting and making trial related medical decisions. The investigator should assess the SAE for the likelihood that it is a response to an IMP. In the absence of the designated investigator the SAE should be completed and signed by an alternative member of the research site trial team. As soon as possible thereafter the responsible investigator should check the SAE form, make amendments as appropriate and sign. The initial report shall be followed by detailed reports as appropriate.
  - ii. The SAE must be entered into the trial database within 24 hours of the local site becoming aware of the event. The trial email [cope@liverpool.ac.uk](mailto:cope@liverpool.ac.uk) should be contacted to inform them that an SAE is to be submitted. eCRF completion guidance will be provided.
  - iii. The responsible investigator must **notify** their R&D department of the event (as per standard local governance procedures).
  - iv. In the case of an SAE the participant must be followed-up until clinical recovery is complete and laboratory results have returned to normal, or until the event has stabilised. Follow-up may continue after completion of protocol treatment, if necessary. A final report will always be expected.
  - v. Follow-up information is noted on another SAE eCRF by ticking the box marked 'follow-up' and submitting as information becomes available. Extra, annotated information and/or copies of test results may be provided separately.
  - vi. The participant **must** be identified by trial number only. The participant's name **must not** be used on any correspondence.

Patient safety incidents that take place in the course of research should be reported locally by each participating NHS Trust in accordance with Trust reporting procedures.

#### **10.10.4 Maintenance of Blinding**

Systems for SUSAR and SAE reporting should, as far as possible, maintain blinding of individual clinicians and of trials staff involved in the day-to-day running of the trial. Unblinding of clinicians may be unavoidable if the information is necessary for the medical management of particular participant. The safety of participant in the trial always takes priority. In each report, seriousness, causality and expectedness should be evaluated for all of the trial treatments unless criteria have been fulfilled and unblinding has taken place (section 9.7). Cases that are considered serious, unexpected and possibly, probably or almost certainly related to one of the trial therapies (i.e. possible SUSARs) would have to be unblinded at LCTC prior to reporting to the MHRA.

### **10.11 Responsibilities – LCTC**

The LCTC is undertaking duties delegated by the trial Sponsor, the University of Liverpool, and is responsible for the reporting of SAEs, SARs and SUSARs to the regulatory authorities (MHRA and REC) as follows:

- SUSARs which are fatal or life-threatening must be reported no later than 7 days after the LCTC is first aware of the reaction. Any additional relevant information must be reported within a further 8 days.
- SUSARs that are not fatal or life-threatening must be reported within 15 days of the LCTC first becoming aware of the reaction.
- A list of all SARs (expected and unexpected) and SAEs must be reported annually.

It is recommended that the following safety issues should also be reported in an expedited fashion:

- An increase in the rate of occurrence or a qualitative change of an expected serious adverse reaction, which is judged to be clinically important.
- Post-study SUSARs that occur after the patient has completed a clinical trial and are notified by the investigator to the LCTC/Sponsor.
- New events related to the conduct of the trial or the development of the IMPs and likely to affect the safety of the participants, such as:
  - a. A SAR which could be associated with the trial procedures and which could modify the conduct of the trial;
  - b. A significant hazard to the participant population, such as lack of efficacy of an IMP used for the treatment of a life-threatening disease;
  - c. A major safety finding from a newly completed animal study (such as carcinogenicity).
  - d. Any anticipated end or temporary halt of a trial for safety reasons and conducted with the same IMP in another country by the same sponsor;
- Recommendations of the IDSMC, if any, where relevant for the safety of the participants.

Staff at the LCTC will liaise with the Chief Investigator (or designated other specified in the protocol) who will review all SAEs received for seriousness and causality, and assess expectedness. Investigator reports of SAEs will be reviewed immediately and those that are SUSARs identified and reported to MHRA and REC. The causality assessment given by the Local Investigator at the hospital cannot be downgraded and in the case of disagreement, both opinions will be provided with the report.

The PIs at all institutions participating in the trial will be notified of any SUSARs.



## **10.12 Safety reports**

Safety reports will be generated during the course of the trial which allows for monitoring of SAE and ARs of particular interest reporting rates across sites. The LCTC will send annual developmental safety update reports (DSUR) to MHRA and REC. Any concerns raised by the IDSMC or inconsistencies noted at a given site may prompt additional training at sites, with the potential for the LCTC to carry out site visits if there is suspicion of unreported SAEs/ ARs of particular interest in patient case notes. Additional training will also be provided if unacceptable delay in safety reporting timelines. If any safety reports identify issues that have implications for the safety of trial participants, the PIs at all institutions participating in the trial will be notified.

## **10.13 Urgent Safety Measures**

An urgent safety measure (USM) is a procedure not defined by the protocol, which is put in place prior to authorisation by the MHRA and REC in order to protect clinical trial participants from any immediate hazard to their health and safety.

The LCTC will notify the MHRA and REC immediately and, in any event, within 3 days that such a measure has been taken and the reasons why it has been taken. The initial notification to the MHRA will be by telephone (ideally within 24 hours) and a notice in writing will be sent within 3 days, setting out the reasons for the USM and the plan for further action. After discussion with the MHRA and REC, further action will be agreed, which may include submission of a substantial amendment, a temporary halt, or permanent termination of the trial.

If the study is temporarily halted it may not recommence until authorised to do so by the MHRA and REC. If the study is permanently terminated before the date specified for its conclusion (in the original applications to MHRA and REC), the sponsor should notify the MHRA and REC within 15 days of the date of termination by submitting the formal End of Trial Notification.

## **10.14 Out-of-hours Medical Cover**

Out-of-hours medical cover will use the standard out-of-hours care available within the hospital.

## 11 STATISTICAL CONSIDERATIONS

### 11.1 Introduction

A full and detailed statistical analysis plan (SAP), following ICH E9 and the CONSORT guidelines, will be developed prior to the first comparative monitoring report to be presented to the IDSMC (22). The main features of these planned statistical analyses are detailed below.

### 11.2 Method of Randomisation

The randomisation list will be generated by a statistician at the LCTC (independent to the COPE trial). Sequentially numbered treatment kits, detailing the randomisation number, will be stored in a secure location in the delivery areas. Upon randomisation the research team will select the next sequentially numbered kit for the particular mode of birth.

Participants will be randomised to carboprost or oxytocin in a 1:1 ratio.

### 11.3 Sample Size calculation

The original sample size calculation was undertaken based on the assumptions and supporting data described below. The overall event rate used within the original sample size calculation was lower than that observed and was not contained within 95% confidence intervals produced. Following review of the data and presentation of the overall event rate to the TSC a decision was made to reduce the trial sample size as described.

#### **Original sample size calculation**

To detect a 2.3% reduction in a 5.8% transfusion rate (relative risk 0.60) using a Fishers exact test with 90% power (alpha 0.05), we would require 1,880 participants per group, increasing to 3,948 allowing for 5% loss to follow-up.

The magnitude of treatment effect for the primary outcome is needed in order to change long established clinical practice, and to represent a significant advantage, given the carboprost cost and side effects.

Data from sites and published literature provide a range of transfusion rates, the variation of which may be explained by the time point of randomisation. The table below demonstrates the impact of varying the event rate within this range on the study power, all other parameters including the relative effect size are maintained. Therefore, even if the transfusion rate was the lowest observed the study would still have good power. However, the most relevant and accurate data is from the Liverpool audit and we have based our sample size calculations accordingly.

It is planned to recruit equal numbers of caesarean and vaginal births to ensure that study results are convincing across both subgroups. This is to ensure that the study has the potential to impact clinical practice across both modes of delivery. Within each subgroup we would be able to detect a decrease in transfusion rate from 5.8% to 3.0% with 85% power (alpha=0.05, fishers exact test).

Transfusion rate (%)	Power (%)
3.5	71
4.0	77
5.8	90
7.5	96
10	99

Relative effect size 0.60, alpha=0.05, fishers exact test

Repeat uterotonic is an important secondary outcome and this sample size will provide 87% power, using a chi-square test, to detect a 4.2% reduction from a control group rate of 23.7%.

### **Revised sample size calculation**

The original sample size calculation assumed an average transfusion rate of 4.65%. Oversight monitoring reports detailed that 96 events were observed from 1062 women, estimating the transfusion rate at 9.04% with a 95% confidence interval (7.438 to 10.93). This excluded the original rate of 4.65%.

The table below provides sample size re-estimation to cover the range of average event rates within the 95% confidence interval above and maintaining the original 40% relative reduction.

Transfusion rate CGER (%)	40% relative reduction	Average event rate	Power (%) (n=1,880 per group)	Power (%) (n=1,000 per group)	Power (%) (n=750 per group)
9	5.4	7.2	98.97	87.64	77
9.5	5.7	7.6	>99	89.43	79.36
10	6	8	>99	91	81.53
11	6.6	8.8	>99	93.54	85.33
12	7.2	9.6	>99	95.44	88.48
13	7.8	9.9	>99	96.83	91.05
13.5	8.1	10.8	>99	97.37	92.14

Relative effect size 0.60, alpha=0.05

Based on the table the Trial Steering Committee recommended that the sample size was reduced to a total of 2,000 participants (1,000 per group).

### **11.3.1 Feasibility (attaining recruitment targets)**

In order to continue to the main trial, certain criteria should be satisfied as specified in section 3.

## **11.4 Interim Monitoring and Analyses**

Formal interim analyses of the accumulating data, overall and split by delivery method, will be performed at regular intervals (at least annually) for review by the IDSMC. These analyses will be performed at the LCTC. The IDSMC will be asked to give advice to the Trial Steering Committee (TSC) and Trial Management Group (TMG) on whether the accumulated data from

the trial, together with results from other relevant trials, justifies continuing recruitment of further patients or further follow-up. A decision to discontinue recruitment, in all participants or in selected subgroups will be made only if the result is likely to convince a broad range of clinicians including participants in the trial and the general clinical community.

## **11.5 Analysis Plan**

The primary analysis will follow the intention to treat principle as far as practically possible, such that for all women receiving a drug intervention for PPH and for whom the outcome is known will be included in their randomly allocated group regardless of intervention received. All analyses will be conducted using a 5% two-sided level of statistical significance and 95% confidence intervals throughout.

The primary analysis will use binomial regression with treatment group and mode of delivery as fixed effects, and site fitted as a random effect. While the primary analysis will include all women with an indicator for mode of delivery, secondary subgroup analyses will be presented for each mode.

The secondary outcomes will be analysed using binomial regression for binary outcomes and linear regression for continuous outcomes. The CEQ will be scored according to its scoring manual and analysed using linear regression. A blind review will be undertaken prior to database lock which will assess the suitability of the planned analysis methods.

Baseline characteristics will be presented using descriptive statistics only; there will be no statistical tests between randomised groups.

Adverse Reactions (ARs) and Serious Adverse Reactions/Suspected Unexpected Serious Adverse Reactions (SARs/SUSARs) will also be presented using descriptive statistics only.

### **11.5.1 Health Economic Analysis**

Total costs from the perspective of the NHS and Personal Social Services will be combined with the measure of health outcome to calculate the incremental cost-effectiveness (utility) ratios (ICER) of carboprost vs oxytocin. Where appropriate, missing resource use or health outcome data will be imputed. The number of QALYs experienced by each patient will be calculated as the area under the curve, using the trapezoidal rule, and corrected for 24-hour measurement. We will employ parametric approaches for analysing cost and QALY data that assume normal distributions given the large samples where the near-normality of sample means is approximated. Stratified cost-effectiveness analyses will be conducted on important, pre-specified patient subgroups. Estimates of Incremental cost-effectiveness ratios (ICERs) will be compared with the £20,000 to £30,000 per QALY threshold of cost-effectiveness specified by NICE, and a range of sensitivity analyses will be conducted to assess the robustness of the analysis. The joint uncertainty in costs and benefits will be presented as cost-effectiveness acceptability curves.

A full Health Economics Analysis Plan will be completed prior to conducting the analysis.

### **11.5.2 Qualitative data analysis**

Interviews and audio recordings will be transcribed, checked and anonymised as the study progresses. Qualitative researchers will lead the analysis of data. QSR NVivo software will be used to assist in the organisation and indexing of qualitative data. Framework analysis will be used to assist the management and interpretation of data (23). The focus will be modified to

fit with the criterion of catalytic validity, whereby findings should be relevant to future research and trial recruitment practice (24, 25).

## **12 REGULATORY AND ETHICAL APPROVALS**

### **12.1 Statement of Compliance**

Statement of compliance: The study will be carried out in accordance with:

- The World Medical Association Declaration of Helsinki (1996)
- LCTC SOPs
- The template content structure is consistent with the SPIRIT (Standard Protocol Item: Recommendations for Interventional Trials 2013) (26)
- UK Policy Framework for Health and Social Care Research 2017.
- Medicines for Human use (Clinical Trials) Regulations 2004 (as amended)

### **12.2 Regulatory Approval**

This trial falls within the remit of applicable trials legislation. This trial has been registered with the MHRA and has been granted a Clinical Trial Authorisation (CTA). The EudraCT number and CTA reference are displayed on the protocol cover page.

### **12.3 Ethical Approval**

The trial protocol has received the favourable opinion of the Research Ethics Committee (REC) but must undergo independent review by the Health Research Authority and capacity and capability assessment at the R&D offices at participating sites.

#### **12.3.1 Ethical Considerations**

The study will abide by the principles of the World Medical Association Declaration of Helsinki (1964) and subsequent revisions from 1975 (Tokyo, Japan), 1983 (Venice, Italy), 1989 (Hong Kong), 1996 (Republic of South Africa).

Two key ethical issues have been identified in COPE and our approach has been informed by our Patient & Public Involvement (PPI) activities. These are the consent process and the administration of a placebo intramuscular injection to those allocated to the active oxytocin arm or a placebo intravenous injection for those allocated to the active carboprost arm.

We have undertaken discussions with consumers on the use of placebo injections. These discussions support our study design with a clear consumer preference to the use of a placebo injection to increase the reliability of the answer to the research question. The approaches undertaken are compliant with the required regulations and national guidelines, and fully justifiable. We therefore are cognisant of these issues but believe that the approaches will not raise ethical concerns.

Consent procedures for this emergency study follow the recommendations of consumer groups, the Royal Colleges, and are in compliance with ethical and regulatory frameworks. Information about the study will be distributed to target women during pregnancy through posters, leaflets, websites and on social media. As described in section 6.3, those women who bleed after childbirth and meet the eligibility criteria will be randomised into the trial in the emergency situation where treatment needs to be given urgently and there is no time for prior consent. There will also be the opportunity for prior consent for those at high risk. This approach has been successfully used in several recent trials of emergencies in labour (6, 8, 9).

## **12.4 Health Research Authority (HRA) Approval**

In order for the study to take place within NHS, an approval from the Health Research Authority (HRA) will be required. This is coordinated by LCTC.

### **12.4.1 Capacity and capability assessment**

The local Research & Development (R&D) offices should be sent the appropriate site-specific information packs complete with the necessary authorisation signatures, plus any other documentation requested for review. This review can take place at the same time as the HRA review. A copy of local R&D capacity and capability assessment should be forwarded to LCTC before the site is initiated and patients recruited.

## **12.5 Protocol Deviation and Serious Breaches**

A breach of the protocol or GCP is 'serious' if it meets the regulatory definition of being "likely to affect to a significant degree the safety or physical or mental integrity of the trial participants, or the scientific value of the trial". All serious breaches of GCP or protocol will be reported to the MHRA and REC in an expedited manner by the LCTC.

If any persons involved in the conduct of the trial become aware of a potential serious breach, they must immediately report this to the LCTC who will in turn notify the sponsor. The sponsor will assess the breach and determine if it meets the criteria of a 'serious' breach of GCP or protocol and therefore requires expedited reporting to the MHRA and REC.

In determining whether or not the breach is likely to affect to a significant degree the safety, physical or mental integrity of participants, the sponsor may seek advice from medical expert members of the TMG and/or of the independent oversight committees (IDSMC and TSC). In determining whether or not the breach is likely to significantly affect the scientific value of the trial, the Sponsor may seek advice from the Trial Statistician. However, the sponsor retains responsibility for the assessment of whether or not a breach meets the definition of 'serious' and is subject to expedited reporting to MHRA and REC.

Breaches confirmed as 'serious' will be reported to the MHRA and REC within 7 days by the LCTC and notified to the TMG, IDSMC and TSC at their next meeting.

Any requests for additional information from the sponsor, TMG, TSC, IDSMC, REC or MHRA, will be promptly actioned by the relevant member(s) of the research team and open communication will be maintained to ensure appropriate corrective actions are taken and documented.

Incidence of protocol non-compliance are recorded as protocol deviations, the incidence of which are monitored and reported to trial oversight committees.

## **12.6 Study Discontinuation**

In the event that the study is discontinued, participating sites will be advised on any actions that are required with regards to individual women's follow-up.

Women will otherwise be treated according to the usual standard clinical care. The process for women who withdraw early from trial is described in section 0.

## 13 DATA MANAGEMENT AND TRIAL MONITORING

Trial monitoring is carried out to ensure that the rights and well-being of human participants are protected during the course of a clinical trial. A risk assessment is performed for each trial coordinated by the LCTC to determine the level and type of monitoring required for specific hazards. The nature and extent of monitoring will be specific to the individual trial. Monitoring can take the form of on-site visits or central monitoring. A detailed monitoring plan will be developed to describe who will conduct the monitoring, at what frequency monitoring will be done, and what level of detail monitoring will be conducted.

Details of the monitoring to be carried out for the COPE study are included in the COPE Trial Monitoring Plan.

Trial Oversight Committees related to the monitoring of the trial are detailed in section 15.4.

### 13.1 Source Documents

**Source data:** *All information in original records and certified copies of original records of clinical findings, observations, or other activities in a clinical trial necessary for the reconstruction and evaluation of the trial. Source data are contained in source documents (original records or certified copies). (ICH E6, 1.51).*

**Source documents:** *Original documents, data, and records (e.g., hospital records, clinical and office charts, laboratory notes, memoranda, participants diaries or evaluation checklists, pharmacy dispensing records, recorded data from automated instruments, copies or transcriptions certified after verification as being accurate copies, microfiches, photographic negatives, microfilm or magnetic media, x-rays, participant files, and records kept at the pharmacy, at the laboratories and at medico-technical departments involved in the clinical trial). (ICH E6, 1.52).*

In order to resolve possible discrepancies between information appearing in the eCRF and any other patient related documents, it is important to know what constitutes the source document and therefore the source data for all information in the eCRF.

The eCRF will be considered the source document for data where no prior record exists and which is recorded directly in the eCRF. A COPE source document list will be completed by each site.

Date(s) of conducting informed consent process including date of provision of patient information, randomisation number, confirmation of full eligibility by an authorised medical doctor, and the fact that the patient is participating in a clinical trial should be added to the patient's medical record chronologically.

### 13.2 Data Capture Methods

The study eCRF database is the primary data collection instrument for the study. Guidelines regarding data collection requirements, eCRF completion and responding to data can be found in the eCRF and eConsent Completion Guidelines.



## **13.3 Monitoring**

### **13.3.1 Central Monitoring**

Data stored at LCTC will be checked in accordance with data management and monitoring SOPs. There are a number of monitoring features in place at the LCTC, detailed in the trial monitoring plan, to ensure reliability and validity of the trial data.

### **13.3.2 Clinical Site Monitoring**

In order to perform their role effectively, the trial coordinator (or other LCTC personnel) and persons involved in Quality Assurance and Inspection may need direct access to primary data, e.g. patient records, laboratory reports, appointment books, etc. Since this affects the patient's confidentiality, this fact is included on the Patient Information Sheet and Informed Consent Form.

## **13.4 Confidentiality**

Individual participant medical information obtained as a result of this study is considered confidential and disclosure to third parties is prohibited without prior agreement in accordance with the Common Law Duty of Confidentiality. Agreement will be achieved during the trial consent process for disclosure by the clinical care staff to the COPE research team, and for sharing of information between the COPE team and NHS Digital and devolved nation equivalents. Medical information may also be given to the participant's wider medical team and all appropriate medical personnel responsible for the participant's welfare.

Data processing will be performed in accordance with applicable data protection legislation. The University of Liverpool and Bangor University are registered with the Information Commissioner's Office; as Data Controllers for this study, they will process data under the legal basis of performing a task in the public interest for research purposes.

The LCTC will be undertaking activities requiring the transfer of personal identifiers (e.g. name):

- Verification that appropriate informed consent for trial participation is obtained will be enabled by the provision of copies of participant's signed informed consent forms to the LCTC by recruiting centres, this requires the transfer of name data to the LCTC.
- Obtaining medical data from NHS Digital and devolved nation equivalents will require LCTC to collect NHS (or CHI) numbers and transfer them to the applicable organisations.

This transfer of identifiable data is disclosed in the Patient Information Sheet.

### **13.4.1 Hospital Episode Statistics (HES)**

To obtain HES data and SMR data from NHS Digital, the NHS Wales Informatics Service information Centre and the electronic Data Research and Innovation Service, identifiable patient information will be transferred from LCTC to these NHS organisations as per section 7.4.2. This transfer is going to be disclosed in the trial patient information sheet and consent.

## **13.5 Quality Assurance and Control**

Quality Assurance (QA) includes all the planned and systematic actions established to ensure the trial is performed and data generated, documented/recorded and reported in compliance

with applicable regulatory requirements. Quality Control (QC) includes the operational techniques and activities done within the QA system to verify that the requirements for quality of the trial-related activities are fulfilled e.g. state what clinical site monitoring (and audit) is planned, if any. In accordance with the monitoring plan site visits will or will not be conducted and source verification performed, if indicated to be required as a result of central monitoring processes.

- The Trial Coordinator at the LCTC will verify appropriate approvals are in place prior to initiation of a site and the relevant personnel have attended trial specific training. A greenlight checklist will verify all approvals are in place prior to trial initiation at LCTC and the individual site.
- The trial will be conducted in accordance with procedures identified in the protocol.
- The TMG will determine the minimum key staff required to be recorded on the delegation log in order for the site to be eligible to be initiated and will monitor screening, randomisation and consent rates between centres.
- Independent oversight of the trial will be provided by the IDSMC and independent members of the TSC.
- The PI and other key staff from each centre will attend site initiation training, coordinated by the LCTC, which will incorporate elements of trial-specific training necessary to fulfil the requirements of the protocol.
- The process for consent, recruitment and randomisation will be evaluated for compliance with the protocol.
- Data quality checks and monitoring procedures will be undertaken in line with LCTC SOPs.

## 13.6 Records Retention

The retention period for COPE data and information is 25 years from the official End of Trial date (defined in section 7.7 above).

The PI at each investigational site must make arrangements to store the essential trial documents (as defined by ICH GCP guidelines) including the Investigator Site File, the applicable participant medical records and Pharmacy Site File, for the full length of the trial's retention period and will arrange for confidential destruction at the end of this period as instructed by the LCTC.

The PI is also responsible for archiving all relevant source documents so that the trial data can be compared against source data after completion of the trial (e.g. in case of inspection from authorities). They must ensure the continued storage of the documents, even if they, for example, leave the clinic/practice or retire before the end of required storage period. Delegation of responsibility for this must be documented in writing.

All other persons and organisations involved in the trial will be responsible for storing and archiving the parts of the TMF relevant to their delegated duties (e.g. laboratories, IMP manufacturers and distributors, third-party vendors providing randomisation and IMP allocation systems, etc.).

The LCTC undertakes to archive as per their contractual requirements; documents will be archived in compliance with the principles of GCP. All electronic CRFs and trial data will be archived onto an appropriate media for long term accessible storage. Hard copies of data will be boxed and transferred to secure premises where unique reference numbers are applied to enable confidentiality, tracking and retrieval.

## 14 INDEMNITY

COPE is sponsored by the University of Liverpool and co-ordinated by the LCTC, University of Liverpool. The University of Liverpool has vicarious liability for the actions of its staff, when through the course of their employment they are involved in the design and initiation of clinical research, including but not limited to the authorship of the Protocol. The University of Liverpool has appropriate insurance in place to cover this liability.

As this is an investigator-initiated study, The Association of the British Pharmaceutical Industry (ABPI) guidelines for patient compensation by the pharmaceutical industry do not apply. However, in terms of liability, NHS Trust and Non-Trust Hospitals have a duty of care to patients treated, whether or not the patient is taking part in a clinical trial, and they are legally liable for the negligent acts and omission of their employees. Compensation is therefore available in the event of clinical negligence being proven.

**Clinical negligence is defined as:**

*“A breach of duty of care by members of the health care professions employed by NHS bodies or by others consequent on decisions or judgments made by members of those professions acting in their professional capacity in the course of their employment, and which are admitted as negligent by the employer or are determined as such through the legal process”.*

## 15 ROLES AND RESPONSIBILITIES

### 15.1 Role of Study Sponsor and Study Funder

This study is funded by the Health Technology Assessment programme of National Institute for Health Research (HTA NIHR) and sponsored by the University of Liverpool. The sponsor's roles and responsibilities are outlined in the COPE collaborators agreement.

### 15.2 Funding and Support in Kind

Contractual agreements will be in place between sponsor and participating centres that will describe financial arrangements.

Funder(s)	Financial and Non-financial Support Given	Role
NIHR HTA	Financial support is described in the main contract.  NIHR HTA provides on-going help and support to the CI to ensure that the project progresses smoothly. Trial design, conduct, data analysis and interpretation, manuscript writing and dissemination of results are the responsibility of sponsor and their delegates, though the funder will monitor progress against key milestones via the submission of regular progress reports. The funder requires to approve the initial protocol and amendments prior to submission for ethical/regulatory approval. The funder requires to be provided with copies of project outputs at least 28 days before publication or presentation.	Funder

#### 15.2.1 NHS Research costs

##### 15.2.1.1 Per site

To reflect site personnel time on the study to fulfil the needs of the research, e.g. preparing for an attending initiation/ monitoring meetings, a per-site payment is included in the budget and detailed in the contract between sponsor and site.

##### 15.2.1.2 Per patient recruited

Research related activity, including data collection, will be supported by a per-patient payment. In COPE the patient care pathway mirrors usual care in this acute emergency situation and data collection forms will be formatted to ensure that critical variables can be collected in the

busy emergency setting. However, in order to support the robust recruitment and follow-up of participants, a per-patient payment is budgeted and detailed in contracts. The per-patient payment for transferred participants will be given to the recruiting hospital (see section 7.5.3).

### 15.2.2 NHS Support costs

This trial will be entered into the NIHR CRN portfolio and infrastructure support will be available through the CRN network.

### 15.2.3 Treatment costs

Study treatments will be supplied to participating sites by a central manufacturing facility.

## 15.3 Protocol Contributors

Name	Affiliations (organisation address)	Contribution to protocol
Professor Andrew Weeks	Sanyu Research Unit, University of Liverpool	Clinical aspects, trial design and conduct
Dr Shireen Meher	Birmingham Women's Hospital	Clinical aspects, trial design and conduct
Helen Hickey	Liverpool Clinical Trials Centre, University of Liverpool	Governance arrangements and trial design and conduct
Carrol Gamble	Liverpool Clinical Trials Centre, University of Liverpool	Statistical lead in trial design and conduct including monitoring, and analysis
Charlotte Van Netten	Liverpool Clinical Trials Centre, University of Liverpool	Governance arrangements and trial conduct
Katie Neville	Liverpool Clinical Trials Centre, University of Liverpool	QA oversight
Kerry Woolfall	University of Liverpool	Embedded study design and trial consent process
Louise Roper	University of Liverpool	Embedded study design and trial consent process
Clare Jackson	Liverpool Clinical Trials Centre, University of Liverpool	Data Management and trial monitoring oversight
Sylvia Balabanova	Liverpool Clinical Trials Centre, University of Liverpool	Governance arrangements and trial conduct
Dyfrig Hughes	Bangor University	Health Economics
Catrin Plumpton	Bangor University	Health Economics
Anna Rosala-Hallas	Liverpool Clinical Trials Centre, University of Liverpool	Statistical analyses under the supervision of the statistical team leader
Ben Hardwick	Liverpool Clinical Trials Centre, University of Liverpool	Governance arrangements and trial design and conduct
Sonia Whyte	Liverpool Clinical Trials Centre, University of Liverpool	Governance arrangements and trial design and conduct

## **15.4 Trial Committees**

### **15.4.1 Trial Management Group (TMG)**

A TMG will be formed comprising the Chief Investigator, other lead investigators (clinical and non-clinical) and members of the LCTC. The TMG will meet regularly and is responsible for the day-to-day running and management of the trial. Refer to the TMG terms of reference and trial oversight committee membership document for further details.

### **15.4.2 Trial Steering Committee (TSC)**

The TSC will consist of an independent chairperson, independent experts in the field of clinical obstetrics and a biostatistician. The role of the TSC is to provide overall supervision for the trial and provide advice through its independent Chairman. The ultimate decision for the continuation of the trial lies with the TSC. Refer to the TSC terms of reference and trial oversight committee membership document for further details.

### **15.4.3 Independent Data and Safety Monitoring Committee (IDSMC)**

The IDSMC consists of an independent chairperson, plus 2 independent members: one who is an expert in the field of obstetrics, and one who is an expert in medical statistics.

The IDSMC will be responsible for reviewing and assessing recruitment, interim monitoring of safety and effectiveness, trial conduct and external data. The IDSMC will first convene prior to the start of recruitment and will then define frequency of subsequent meetings (at least annually).

The IDSMC will provide a recommendation to the TSC concerning the continuation of the study. Refer to the IDSMC charter and trial oversight committee membership document for further details.

## **16 PUBLICATION AND DISSEMINATION**

### **16.1 Publication Policy**

The results from different centres will be analysed together and published as soon as possible. Individual Clinicians must undertake not to submit any part of their individual data for publication without the prior consent of the TMG.

The TMG will form the basis of the Writing Committee and advise on the nature of publications. The Uniform Requirements for Manuscripts Submitted to Biomedical Journals (<http://www.icmje.org/>) will be respected. The ISRCTN allocated to this trial should be attached to any publications resulting from this trial.

The members of the TSC and IDSMC should be listed with their affiliations in the Acknowledgements/Appendix of the main publication.

#### **16.1.1 Authorship**

All publications shall include a list of contributors, and if there are named authors, these should include the trial's Chief Investigator, Statistician(s), Health Economist(s) and Trial Manager(s) involved at least. If there are no named authors (i.e. group authorship) then a writing committee will be identified that would usually include these people, at least.

The members of the TSC and IDSMC should be listed with their affiliations in the Acknowledgements/Appendix of the main publication.

### **16.2 Dissemination to Key Stakeholders**

Trial results will be published in highly reputable peer-review journals and disseminated via scientific meetings and conferences, as well as through the trial website and any professional networks. Trial results will be disseminated regardless of the magnitude or direction of effect. The clinical trial report will be submitted within 12 months of the end of trial.

### **16.3 Data Sharing**

Requests for data sharing following trial closure should be made to the LCTC for consideration.

## 17 CHRONOLOGY OF PROTOCOL AMENDMENTS

### 17.1 Version 1.0 (10/07/2018)

- Original approved version.

### 17.2 Version 2.0 (10/09/2018)

Summary of Amendments from Protocol V1.0 to Protocol V2.0		
Protocol Section Number	Protocol Section Title	Summary of Changes
10.8	Unblinding	<ul style="list-style-type: none"><li>• Removal of the requirement for the investigator to contact the Sponsor before unblinding.</li></ul>
11	Safety Reporting	<ul style="list-style-type: none"><li>• Reference to type A trial removed.</li><li>• Inclusion of all serious adverse events to be recorded from the time of randomisation until hospital discharge or 4 weeks, whichever is sooner.</li><li>• Removal of the requirement for the investigator to contact the Sponsor before unblinding.</li></ul>

### 17.3 Version 3.0 (01/05/2019)

Summary of Amendments from Protocol V2.0 to Protocol V3.0		
Protocol Section Number	Protocol Section Title	Summary of Changes
Front Page	N/A	<ul style="list-style-type: none"><li>• Additional reference numbers inserted.</li></ul>
Throughout	N/A	<ul style="list-style-type: none"><li>• References to vial amended to ampoule.</li><li>• All references to faxing amended to securely emailing.</li><li>• Other minor typographical corrections and clarifications in order to ensure consistency throughout.</li></ul>
2	Protocol Summary	<ul style="list-style-type: none"><li>• Addition of exclusion criterion "Has already received carboprost prophylactically for postpartum haemorrhage".</li><li>• Inclusion of assessment of adverse events at 24 hours, 48 hours/ hospital discharge if sooner and 4 weeks post randomisation.</li></ul>
3.2	Rationale	<ul style="list-style-type: none"><li>• Inclusion of reference to laBOR study: "The only risk of this is hypotension that occurs with rapid injection, however this was not seen in a recent randomised controlled trial in which 517 women were given 10 international units of oxytocin as an i.v. bolus over 1 minute."</li></ul>



		<ul style="list-style-type: none"> <li>Inclusion of reference to confidential enquiries into maternal deaths.</li> </ul>
3.4	Outcome measures	<ul style="list-style-type: none"> <li>Clarification of pharmacological interventions included within footnote 4.</li> </ul>
6.2	Exclusion Criteria	<ul style="list-style-type: none"> <li>Addition of exclusion criterion “Has already received carboprost prophylactically for postpartum haemorrhage”.</li> </ul>
7.5	Who is blinded to allocations	<ul style="list-style-type: none"> <li>Responsibility of Pharmacy amended to site team for periodic checks of unblinding envelopes.</li> </ul>
8.1	Schedule for Follow-up	<ul style="list-style-type: none"> <li>Inclusion of reference to footnote 4 within schedule for follow-up table.</li> <li>Update to footnote 7 in line with update to section 11.1.</li> </ul>
9.3	Embedded Mixed Methods Research – Enrolment & Procedure	<ul style="list-style-type: none"> <li>Update to upload of audio recordings to online folder for transcription purposes.</li> <li>Clarification of management of interviews with women and birth partners.</li> </ul>
10.2	Formulation, Packaging, Labelling, Storage and Stability	<ul style="list-style-type: none"> <li>Amendment of wording from “COPE trial active treatments (carboprost and oxytocin) are market-authorised drugs being used within the terms of their marketing authorisation” to “COPE trial active treatments (carboprost and oxytocin) are market-authorised drugs”.</li> <li>Reference to oxytocin as “aqueous solution for infusion” amended to “aqueous solution for intravenous injection”.</li> <li>Storage and stability process clarified.</li> <li>Inclusion of more generic reference to clinical services company.</li> </ul>
10.3	Distribution, Dispensing, Dosage and Administration of Study Treatment/s	<ul style="list-style-type: none"> <li>Distribution and Dispensing process clarified.</li> <li>Amendment of wording from “Both ampoules should be administered at randomisation in accordance with the respective Summary of Product Characteristics (SPC) accessed via the electronic medicines compendium (eMC)” to “Both ampoules should be administered at randomisation in accordance with local practice”.</li> </ul>
10.7	Concomitant medications/Treatments	<ul style="list-style-type: none"> <li>Removal of recording of dose and dose duration for concomitant medications.</li> </ul>
11.1	Time Period for Safety Reporting	<ul style="list-style-type: none"> <li>Update to reportable adverse events. “Reporting of adverse reactions considered to be “possibly”, “probably”, or “almost certainly” related to the randomised trial treatment” amended to “adverse reactions of particular interest (safety reports that do not meet the “serious” criteria and are listed within reactions of particular interest)”.</li> <li>Inclusion of “adverse reaction of particular interest” list.</li> <li>Figure 4 updated in line with safety reporting.</li> </ul>
11.3	Notes on Adverse Reaction Inclusions and Exclusions	<ul style="list-style-type: none"> <li>Update to reportable adverse events. “Reporting of adverse reactions considered to be “possibly”, “probably”, or “almost certainly” related to the randomised trial treatment” amended to “adverse reactions of particular interest (safety reports that</li> </ul>

		do not meet the “serious” criteria and are listed within reactions of particular interest).”
11.8	Reporting procedures	<ul style="list-style-type: none"> <li>Clarification of safety reporting procedures.</li> </ul>
11.9	Responsibilities - Investigator	<ul style="list-style-type: none"> <li>Clarification of safety reporting procedures.</li> </ul>
11.12	Safety reports	<ul style="list-style-type: none"> <li>Clarification of safety reporting procedures.</li> </ul>
12.5	Analysis plan	<ul style="list-style-type: none"> <li>Inclusion of more detailed analysis plan.</li> </ul>

## 17.4 Version 4.0 (13/07/2020)

Summary of Amendments from Protocol V3.0 to Protocol V4.0		
Protocol Section Number	Protocol Section Title	Summary of Changes
Front Page	N/A	<ul style="list-style-type: none"> <li>Title clarified.</li> <li>Addition of LCTC logo and CTRC and LCTU merger text.</li> </ul>
Throughout	N/A	<ul style="list-style-type: none"> <li>All references to and addresses associated with Clinical Trials Research Centre (CTRC) updated to Liverpool Clinical Trials Centre (LCTC).</li> <li>Section numbering updated.</li> <li>“Oxytocin 10IU by slow intravenous injection over 2 minutes and 1ml placebo by deep intramuscular injection” amended to “Oxytocin (5 international units (IU) for caesarean section or 10IU for vaginal delivery) by slow intravenous injection over 2 minutes and 1ml placebo by deep intramuscular injection”.</li> <li>All references to administration of intravenous injection updated to administration over 2 minutes.</li> <li>All references to the internal pilot “using data from the first five hospitals opened” amended to “using data collected during the first 6 months of recruitment”</li> <li>Other minor typographical corrections and clarifications in order to ensure consistency throughout.</li> <li>All references to “participant” amended to “woman”, where necessary.</li> <li>All references to “emergency consent” amended to “postnatal (emergency pathway) consent”.</li> <li>General formatting changes.</li> </ul>
Protocol Approval	N/A	<ul style="list-style-type: none"> <li>Separation of approval signature pages.</li> </ul>
1.0	Protocol Summary	<ul style="list-style-type: none"> <li>Embedded mixed methods research timelines updated.</li> </ul>
1.1	Schematic of Study Design	<ul style="list-style-type: none"> <li>Schematic updated in line with oxytocin dosage changes and changes to data collection.</li> </ul>
2.0	Introduction	<ul style="list-style-type: none"> <li>Removal of duplicated information.</li> <li>Embedded mixed methods research timelines updated.</li> </ul>

3.0	Trial Design	<ul style="list-style-type: none"> <li>Pilot study clarified by addition of "Other sites may be started during this first 6 months so as to accelerate the overall recruitment timetable, but data from these will be included in the main study analysis only, not the pilot study analysis."</li> </ul>
6.2	COPE recruitment pathways	<ul style="list-style-type: none"> <li>Schematic design updated and clarified.</li> </ul>
6.3	Consent Procedures	<ul style="list-style-type: none"> <li>Clarification that postnatal consent (emergency pathway) is sought for disclosure of identifiable data and for follow-up.</li> <li>Grouping of information provision and consent in each of the recruitment pathways.</li> </ul>
6.4	Randomisation Procedures	<ul style="list-style-type: none"> <li>Addition of: "All women randomised in to COPE (treatment kit removed from fridge following confirmation of eligibility) who go on to receive the COPE treatment or an alternative medicinal treatment for PPH should be approached for their consent and followed up as a COPE participant as per COPE protocol. If a treatment kit was removed from the fridge but a medicinal treatment for PPH was not administered (COPE treatment kit or other) then consent does not need to be sought and they should not be followed up as a COPE participant."</li> </ul>
7.1	Schedule for follow-up	<ul style="list-style-type: none"> <li>Table updated to clarify follow-up schedule and group outcomes by CRF.</li> </ul>
7.4.1	Childbirth Experience Questionnaire (CEQ)	<ul style="list-style-type: none"> <li>Inclusion of option to use telephone version of CEQ at 4 weeks, as well as paper version.</li> </ul>
7.4.2	Health Economics Assessments	<ul style="list-style-type: none"> <li>"cost questionnaire" amended to "resource use questionnaire"</li> <li>Explanation of HES/ SMR data process simplified.</li> <li>"Once the analysis has been completed the HES and SMR data will be securely disposed in accordance with the CHEME and NHS organisations Data Services Commissioners (DSfC)" Amended to "Electronic HES and SMR records will be stored on secure Bangor University computer servers which meet NHS data security standards".</li> </ul>
8.0	Embedded mixed methods research	<ul style="list-style-type: none"> <li>Clarification of timing of embedded study: "For at least the first 9 months of recruitment, we will use interviews, and questionnaires to explore the views and experiences of women recruited to the trial and their birth partners. In the five pilot sites (or alternative site if a pilot site is not open to recruitment within two months of recruitment of the first woman to the trial) we will also conduct focus groups with practitioners and audio-recorded recruitment discussions."</li> </ul>
9.3.2	Distribution, Dispensing, Dosage and Administration of Study Treatment/s – Dosage and Administration	<ul style="list-style-type: none"> <li>Intervention use during the 15 minute post IMP administration clarified; "Once the IMP is administered, treating clinicians should not use further carboprost or oxytocin bolus within 15 minutes, this time represents the half-life of intravenous oxytocin, and is the time interval specified for repeat doses of carboprost. Additional pharmacological treatments should be avoided within the 15 minutes, where necessary. However, if a woman continues to experience heavy bleeding, the managing clinician may use the below treatments during this period"</li> </ul> <p>Treatments that can be used during the 15 minute period clarified.</p>

		<p>“After the 15 minute period, further management should be conducted in accordance with NICE guidance and local practice for the management of PPH, including the use of further oxytocin (no more than 10 additional units applied as a bolus) or carboprost (no more than 7 additional doses).”</p> <p>Section 7.5.1 – Discontinuation and section 9.6.1 – Medications Permitted/Not Permitted/ Precautions Required, have also been updated in line with this change.</p>
9.5	Overdose	<ul style="list-style-type: none"> <li>Amendment of wording from “As part of the COPE protocol women will be administered a single dose of carboprost or oxytocin that are each within the parameters of the dose advised in their respective SPC. If administered in accordance with the relevant SPC and this protocol, overdose is unlikely.” to “As part of the COPE protocol women will be administered a single dose of carboprost or oxytocin. If administered in accordance with this protocol, overdose is unlikely.”</li> </ul>
9.7	Unblinding	<ul style="list-style-type: none"> <li>Unblinding process clarified.</li> </ul>
10.0	Safety Reporting	<ul style="list-style-type: none"> <li>Removal of non-serious adverse reactions of particular interest from monitoring and reporting period of randomisation until hospital discharge or 4 weeks, whichever is sooner. All such reactions appear within 2 hours of IMP administration, therefore will be collected on a separate single timepoint CRF.</li> <li>Flowchart of Adverse Events reporting requirements updated in line with the above.</li> </ul>
10.2	Reference Safety Information	<ul style="list-style-type: none"> <li>Addition of “As the placebo is inert there are no expected adverse reactions, therefore any serious adverse reactions thought to be related to the placebo would be unexpected and reported as a potential SUSAR”.</li> </ul>
11.2	Method of Randomisation	<ul style="list-style-type: none"> <li>“Upon randomisation the research team will select the next sequentially numbered kit” amended to “Upon randomisation the research team will select the .next sequentially numbered kit for the particular mode of birth”</li> </ul>
11.5.1	Health Economic Analysis	<ul style="list-style-type: none"> <li>“The joint uncertainty in costs and benefits will be considered through the application of bootstrapping and the estimation of cost-effectiveness acceptability curves” amended to “The joint uncertainty in costs and benefits will be presented as cost-effectiveness acceptability curves”.</li> </ul>
13.6	Records Retention	<ul style="list-style-type: none"> <li>Section simplified by the removal of ICH GCP essential document guidance.</li> </ul>
15.3	Protocol Contributors	<ul style="list-style-type: none"> <li>Dyfrig Hughes added as a protocol contributor.</li> </ul>
Appendix	COPE Outcomes	<ul style="list-style-type: none"> <li>Blood loss outcome: amended from “Estimated or measured vaginal blood loss in mls commencing in the first 24 hours from randomisation, up to cessation of active bleeding. The estimated blood loss will be recorded, and supported by blood loss collection and/or weighing where possible.” to “Estimated or measured vaginal blood loss in mls from randomisation to cessation of first active bleeding. The estimated blood loss will be recorded, and</li> </ul>

		<p>supported by blood loss collection and / or weighing where possible.”</p> <ul style="list-style-type: none"> <li>• Blood loss <math>\geq 1000</math> mls outcome: Amended to “Volume of blood loss <math>\geq 1000</math> mls, as described above.”</li> <li>• Maternal death outcome: Amended from “Death of the mother within 4 weeks of the birth where postpartum haemorrhage was a contributing factor (it does not need to be the primary cause)” to “All deaths in participants from the time of randomisation until hospital discharge or 4 weeks, whichever is earlier.”</li> <li>• Hypotension definition clarified: “A fall in blood pressure requiring treatment, or maternal symptoms of hypotension, developed within 2 minutes of IMP administration”.</li> <li>• Resource use clarified “Resource use will include direct medical costs using questionnaire and hospital episode statistics. Quality-adjusted life years will be estimated using the EQ-5D-5L; and the incremental cost effectiveness ratio calculated as the economic outcome of interest”</li> </ul>
--	--	---

## 17.5 Version 5.0 (14/04/2021)

Summary of Amendments from Protocol V4.0 to Protocol V5.0		
Protocol Section Number	Protocol Section Title	Summary of Changes
N/A	Protocol Approval	<ul style="list-style-type: none"> <li>• Sponsor signatory amended from Alex Astor to Dr Neil French.</li> </ul>
N/A	Contact Details - Institutions	<ul style="list-style-type: none"> <li>• Sponsor contact details updated.</li> </ul>
N/A	Contact Details - Individuals	<ul style="list-style-type: none"> <li>• Sponsor signatory amended from Alex Astor to Dr Neil French.</li> <li>• Individual addresses/contact details updated, as required.</li> </ul>
8.3	Embedded Mixed Methods Research – Enrolment & Procedure	<ul style="list-style-type: none"> <li>• <b>Part B: Questionnaires</b> - Addition of “If questionnaires are not returned the embedded study team will ask women and birth partners to complete the questionnaire online at the point of arranging interviews (see below).”</li> <li>• <b>Part C: Interviews with women and their birth partner</b> - Inclusion of the option to carry out embedded study interviews online, in addition to via telephone or face-face (for participants located in the North West).</li> <li>• Clarification that qualitative researchers will provide interviewees with a thank you letter, a high street voucher, and contact participants by email, not site staff.</li> <li>• <b>Part D: Focus groups and/or interviews with the COPE practitioners</b> - <ul style="list-style-type: none"> <li>– Clarification of interviews/ focus groups format and addition of online option: “online focus group or remote interview (telephone or online via Zoom or Microsoft</li> </ul> </li> </ul>

		<p>Teams) (whichever is possible to arrange around clinical practice).</p> <ul style="list-style-type: none"> <li>– Clarification of the arrangement of interviews/ focus groups with practitioners.</li> </ul>
10.1	Safety Reporting – Time Period for Safety Reporting	<ul style="list-style-type: none"> <li>• Addition of: “IMPORTANT: Any safety events related to the trial treatment (see section 10.7) occurring after the end of this “active monitoring” period which meet the definition of serious (see section 10.4), related (see section 10.7) and are recorded for this study (see section 10.10) must continue to be reported by sites to the LCTC in accordance with the timeframes and procedures described in section 10.10. The same processes established for SAEs within the active monitoring period should be followed for these events.”</li> <li>• Clarification that “Non-serious adverse events and non-serious adverse reactions (not listed within reactions of particular interest) do not require reporting.”</li> </ul>
10.4	Safety Reporting – Terms and Definitions	<ul style="list-style-type: none"> <li>• Serious Adverse Event (SAE), Serious Adverse Reaction, or Unexpected Serious Adverse Reaction definition clarification – Removal of “in offspring of subjects, or their partners, taking the IMP regardless of time of diagnosis” from “consists of congenital anomaly or birth defect” item.</li> <li>• Addition of “N.B. “seriousness” assessment must be performed by an appropriately delegated, medically qualified member of the site research team.”</li> </ul>
10.7	Safety Reporting – Relationship to Trial Treatment	<ul style="list-style-type: none"> <li>• Inclusion of “the opinion of the treating investigator will never be downgraded”</li> <li>• “An AE whose causal relationship to the study drug is assessed by the investigator as “possible”, “probable”, or “almost certainly” is an Adverse Reaction (AR).” Moved from section 10.8 to section 10.7.</li> </ul>
10.8	Safety Reporting – Expectedness	<ul style="list-style-type: none"> <li>• Clarification of expectedness processes carried out by CI.</li> </ul>
10.10	Safety Reporting – Reporting Procedures	<ul style="list-style-type: none"> <li>• Email address updated from <a href="mailto:cope@liverpool.ac.uk">cope@liverpool.ac.uk</a> to <a href="mailto:lctcsafe@liverpool.ac.uk">lctcsafe@liverpool.ac.uk</a> for transfer of SAE reports from site to LCTC.</li> </ul>

## 17.6 Version 6.0 (11/05/2022)

Summary of Amendments from Protocol V5.0 to Protocol V6.0		
Protocol Section Number	Protocol Section Title	Summary of Changes
Throughout	N/A	<ul style="list-style-type: none"> <li>• Removal of the antenatal recruitment pathway</li> </ul>
N/A	Protocol Approval	<ul style="list-style-type: none"> <li>• Sponsor signatory amended from Dr Neil French to Karen Wilding</li> </ul>

N/A	Contact Details - Institutions	<ul style="list-style-type: none"> <li>Sponsor contact details updated.</li> </ul>
N/A	Contact Details - Individuals	<ul style="list-style-type: none"> <li>Sponsor signatory amended from Dr Neil French to Karen Wilding</li> <li>Individual addresses/contact details updated, as required.</li> </ul>
3.0	Trial Design	<ul style="list-style-type: none"> <li>Clarification of the pilot study timing.</li> </ul>
6.3	Consent Procedures	<ul style="list-style-type: none"> <li>Clarification of the use of data "Anonymous data, for the purposes of the recipients, will be sent to the LCTC for processing under public interest to allow monitoring of safety. Personal identifiable information will be subsequently sent to LCTC following written informed consent."</li> </ul>
6.3.3	Consent Procedures – Discharge/ transfer to another hospital prior to postnatal consent	<ul style="list-style-type: none"> <li>Clarification of processes option following discharge/transfer to another hospital prior to postnatal consent and the addition of e-consent as an option.</li> </ul>
8.1	Embedded mixed methods research	<ul style="list-style-type: none"> <li>Confirmation that recruitment to embedded mixed methods research has closed.</li> </ul>
9.2.3	Storage and stability	<ul style="list-style-type: none"> <li>Addition of procedures for re-labelling stock that experiences an excursion over 8°C.</li> </ul>

## 17.7 Version 7.0 (05/05/2023)

Summary of Amendments from Protocol V6.0 to Protocol V7.0		
Protocol Section Number	Protocol Section Title	Summary of Changes
Throughout	N/A	<ul style="list-style-type: none"> <li>Change from the use of paper CRFs to the use of electronic case report forms (eCRFs) to be completed by site staff.</li> </ul>
N/A	Glossary	<ul style="list-style-type: none"> <li>Addition of eCRF definition.</li> <li>Addition of REDCap definition.</li> </ul>
6.3.3	Consent Procedures - Discharge/transfer to another hospital prior to postnatal consent	<ul style="list-style-type: none"> <li>Clarification of e-consent/postal consent procedures following discharge/transfer to another hospital prior to postnatal consent at site.</li> </ul>
7	Participant Timeline, Assessments and Procedure	<ul style="list-style-type: none"> <li>Inclusion of option for follow-up questionnaires (24hr and 4 week) to be completed electronically by participants.</li> </ul>
7.4	Participant Timeline, Assessments and Procedure - Other Assessments	<ul style="list-style-type: none"> <li>Clarification of the process for administration of questionnaires by site staff using the participants preferred method of communication for follow-up.</li> </ul>
9.2	Trial Treatments - Formulation, Packaging, Labelling, Storage and Stability	<ul style="list-style-type: none"> <li>Clarification that temperature fluctuations of IMP outside of 2-8°C are only classed as deviations if they last for &gt; 15 minutes.</li> </ul>
10.10	Safety Reporting - Reporting Procedures	<ul style="list-style-type: none"> <li>Change from the use of paper SAE forms to SAE eCRFs and associated changes to safety reporting.</li> </ul>

15.3	Protocol Contributors	<ul style="list-style-type: none"> <li>Addition of Sonia Whyte as author.</li> </ul>
------	-----------------------	--

## 17.8 Version 8.0 (06/03/2024)

Summary of Amendments from Protocol V7.0 to Protocol V8.0		
Protocol Section Number	Protocol Section Title	Summary of Changes
Throughout	N/A	<ul style="list-style-type: none"> <li>Sample size reduced from 3,948 to 2,000.</li> <li>Amount of sites reduced from 40 to 30.</li> <li>Recruitment duration extended from 48 to 60 months.</li> <li>Updated sponsor representative name and contact details.</li> </ul>
11	Statistical Considerations	<ul style="list-style-type: none"> <li>Inclusion of revised sample size calculation.</li> <li>Clarification of statistical analysis processes.</li> </ul>



## 18 REFERENCES

1. Protocol guidance and template for use in a Clinical Trial of an Investigational Medicinal Product (CTIMP). NHS Health Research Authority Guidance 2016
2. Organization WH. Evaluating the quality of care for severe pregnancy complications. The WHO near-miss approach for maternal health. 2011.
3. Weeks A. The prevention and treatment of postpartum haemorrhage: what do we know, and where do we go to next? *BJOG*. 2015;122(2):202-10.
4. Knight M NM, Tuffnell D, Shakespeare J, Kenyon S, Kurinczuk JJ (Eds.) on behalf of MBRRACE-UK. Saving Lives, Improving Mothers' Care - Lessons learned to inform maternity care from the UK and Ireland Confidential Enquiries into Maternal Deaths and Morbidity 2013–15. Oxford: National Perinatal Epidemiology Unit, University of Oxford. 2017.
5. (NICE) NifHaCE. NICE 2014. Intrapartum care: care of healthy women and their babies during childbirth. NICE Clinical guideline CG190. . 2014.
6. Pushpa-Rajah A, Bradshaw L, Dorling J, Gyte G, Mitchell EJ, Thornton J, et al. Cord pilot trial - immediate versus deferred cord clamping for very preterm birth (before 32 weeks gestation): study protocol for a randomized controlled trial. *Trials*. 2014;15:258.
7. Gynaecologists RCoOa. Obtaining Valid Consent to Participate in Perinatal Research Where Consent is Time Critical. Clinical Governance Advice No. 6a. London RCOG; 2016. 2016.
8. Shakur H, Elbourne D, Gulmezoglu M, Alfirevic Z, Ronsmans C, Allen E, et al. The WOMAN Trial (World Maternal Antifibrinolytic Trial): tranexamic acid for the treatment of postpartum haemorrhage: an international randomised, double blind placebo controlled trial. *Trials*. 2010;11:40.
9. Vernon G, Alfirevic Z, Weeks A. Issues of informed consent for intrapartum trials: a suggested consent pathway from the experience of the Release trial [ISRCTN13204258]. *Trials*. 2006;7:13.
10. POSTPARTUM HAEMORRHAGE, PREVENTION AND MANAGEMENT (Green-top Guideline 52) [Online]. London. [Internet]. 2009.
11. Knight M KS, Brocklehurst P, Neilson J, Shakespeare J, Kurinszuk JJ (Eds) on behalf of MBRRACE-UK. Saving Lives, Improving Mothers' Care - Lessons learned to inform future maternity care from the UK and Ireland Confidential Enquiries into Maternal Deaths and Morbidity 2009-12. Oxford: National Perinatal Epidemiology Unit, University of Oxford 2014. 2014.
12. Carvalho JC, Balki M, Kingdom J, Windrim R. Oxytocin requirements at elective cesarean delivery: a dose-finding study. *Obstet Gynecol*. 2004;104(5 Pt 1):1005-10.
13. Balki M, Ronayne M, Davies S, Fallah S, Kingdom J, Windrim R, et al. Minimum oxytocin dose requirement after cesarean delivery for labor arrest. *Obstet Gynecol*. 2006;107(1):45-50.
14. Adnan N, Conlan-Trant R, McCormick C, Boland F, Murphy DJ. Intramuscular versus intravenous oxytocin to prevent postpartum haemorrhage at vaginal delivery: randomised controlled trial. *BMJ*. 2018;362:k3546.
15. Balki M, Erik-Soussi M, Kingdom J, Carvalho JC. Oxytocin pretreatment attenuates oxytocin-induced contractions in human myometrium in vitro. *Anesthesiology*. 2013;119(3):552-61.
16. Widmer M, Blum J, Hofmeyr GJ, Carroli G, Abdel-Aleem H, Lumbiganon P, et al. Misoprostol as an adjunct to standard uterotonics for treatment of post-partum haemorrhage: a multicentre, double-blind randomised trial. *Lancet*. 2010;375(9728):1808-13.
17. Tuncalp O, Hofmeyr GJ, Gulmezoglu AM. Prostaglandins for preventing postpartum haemorrhage. *Cochrane Database Syst Rev*. 2012(8):CD000494.
18. Mousa HA, Blum J, Abou El Senoun G, Shakur H, Alfirevic Z. Treatment for primary postpartum haemorrhage. *Cochrane Database Syst Rev*. 2014(2):CD003249.
19. Thomas JS, Koh SH, Cooper GM. Haemodynamic effects of oxytocin given as i.v. bolus or infusion on women undergoing Caesarean section. *Br J Anaesth*. 2007;98(1):116-9.

20. Why Mothers die 1997 - 1999. The Confidential Enquiries into Maternal Deaths in the United Kingdom. 2001.
21. Mavrides E AS, Chandraharan E, Collins P, Green L, Hunt BJ, Riris S, Thomson AJ on behalf of the Royal College of Obstetricians and Gynaecologists. . Prevention and management of postpartum haemorrhage. BJOG. 2016;124:e106–e49.
22. Gamble C, Krishan A, Stocken D, Lewis S, Juszczak E, Dore C, et al. Guidelines for the Content of Statistical Analysis Plans in Clinical Trials. Jama. 2017;318(23):2337-43.
23. RITCHIE J, LEWIS J, NICHOLLS CM, ORMSTON R. Qualitative Research Practice. SAGE L, editor2013.
24. B. G. The Constant Comparative Method of Qualitative Analysis. Social Problems. 1965;12(4):436-45.
25. Strauss A CJ. Basics of qualitative research: techniques and procedures for developing grounded theory 2nd edition. Thousand Oaks, CA: Sage, 1998.
26. The SPIRIT Statement: <http://www.spirit-statement.org/> [Accessed on 12/12/2017]. 2013.

## APPENDIX 1. COPE OUTCOMES

Objectives	Outcome Measure	Definition, time frame of assessment and procedure	Timepoint(s) of data collection
<b>Primary Objective</b> To compare carboprost with oxytocin as initial treatments for women with clinically diagnosed PPH after giving birth in British hospitals.	Primary outcome		
	Blood transfusion	Any RBC blood transfusion or cell salvage of $\geq 300$ mls commenced any time between randomisation and 48 hours after randomisation (or hospital discharge if earlier than 48 hrs)	After hospital discharge
	Secondary outcomes		
	1. Volume of Blood transfusion	Data will be collected on total units of blood transfusion given, from randomisation up to 48 hrs (or hospital discharge if earlier).	After hospital discharge
	2. Use of a further uterotonic drug	Use of any uterotonic agent additional to IMP administered to control ongoing bleeding, from time of randomisation up to 24 hrs after randomisation.	After hospital discharge
	3. Composite outcome of any organ dysfunction	The composite includes any woman who develops one or more of the following from randomisation up to hospital discharge or 4 weeks, whichever is earlier. Composite based on the definitions used in the WHO Near-miss approach for maternal health' (2). Each of the items will also be reported separately.	After hospital discharge or 4 wks, whichever is earlier
	Renal dysfunction		
	Acute renal failure	Dialysis for renal failure or severe acute azotemia: creatinine $\geq 300 \mu\text{mol/l}$ or $\geq 3.5\text{mg/dl}$	
	Oliguria non-responsive to fluids or diuretics:	A urinary output $<30\text{ml/h}$ for 4 hours or $<400\text{ml/24h}$ non-responsive to fluids or diuretics	
	Cardiovascular dysfunction		
	Cardiac arrest	Sudden absence of pulse and loss of consciousness or cardio-pulmonary resuscitation	
	Cardiopulmonary resuscitation	A set of emergency procedures including chest compressions and lung ventilation applied in cardiac arrest victims	
	Use of continuous vasoactive drugs:	The continuous use of any dose of dopamine, epinephrine or norepinephrine. In the context of vasoactive drugs infusion, continuous use refers to the uninterrupted infusion of a solution	

			containing a vasoactive drug. It is opposed to the intermittent or in bolus injection of a vasoactive drug.	
		Persistent shock	Systolic blood pressure <80mmHg that fails to respond to treatment with a fluid challenge	
		Severe hypoperfusion	Lactate >5mmol/l or 45mg/dl	
		Severe acidosis	A blood pH <7.1	
		Coagulation/haematologic dysfunction		
		Coagulopathy	Severe Acute thrombocytopenia (<50 000 platelets/ml), low fibrinogen (<100 mg/dl), prolonged prothrombin time (≥1.5x normal), or Fibtex A5 <6mm.	
		Massive transfusion	Transfusion of ≥5 units of blood or red blood cells.	
		Neurologic dysfunction		
		Prolonged unconsciousness	Any loss of consciousness lasting more than 12 hours, involving complete or almost complete lack of responsiveness to external stimuli / Glasgow Coma Scale <10.	
		Stroke	Acute death of brain cells in a localised area due to inadequate blood flow, diagnosed clinically.	
		Uncontrollable fits	Refractory, persistent convulsions. Status epilepticus.	
		Total paralysis	The complete or partial paralysis of both sides of the body. Usually, an extreme neuromuscular global weakness associated with critical illness. This condition is also known as critical illness polyneuromyopathy.	
		Respiratory dysfunction		
		Severe tachypnoea	Respiratory rate of more than 40 breaths per minute.	
		Severe bradypnea	Respiratory rate of less than 6 breaths per minute	
		Severe hypoxemia	Oxygen saturation <90% for ≥60min or PaO <sub>2</sub> /FiO <sub>2</sub> <200	
		Ventilation	Intubation and ventilation not related to anaesthesia	
		Acute cyanosis	Acute onset of bluish discolouration of mucous membranes and lips	
		Hepatic dysfunction		
		Severe acute hyperbilirubinaemia	Bilirubin >100 µmol/L or >6.0 mg/dL	
		Jaundice in the presence of pre-eclampsia	Acute onset yellowish discolouration of skin and sclera occurring in the presence of pre-eclampsia [blood pressure of greater than 140/90mmHg in the presence of proteinuria (+) or more on urinary dipstick or Protein-creatinine ratio > 30mg/mmol]]	

		Hysterectomy	Surgical removal of the uterus to treat postpartum haemorrhage or infection from any time after randomisation up to hospital discharge (or 4 weeks, whichever is earlier).	
	4. Hysterectomy	Surgical removal of the uterus any time after randomisation up to hospital discharge (or 4 weeks, whichever is earlier)		After hospital discharge
	5. Blood loss	Estimated or measured vaginal blood loss in mls from randomisation to cessation of first active bleeding. The estimated blood loss will be recorded, and supported by blood loss collection and / or weighing where possible.		After hospital discharge
	6. Blood loss $\geq$ 1000mls	Volume of blood loss $\geq$ 1000 mls, as described above.		After hospital discharge
	7. Haemoglobin	Postnatal Haemoglobin (Hb) closest to 24 hours after randomisation  Hb in non-transfused women-will be ideally obtained postnatally on the day following birth (12-36 hours post-randomisation) or at discharge, whichever is soonest. If repeated Hb measures have been obtained in the 12-36 hour window then the value obtained closest to 24 hours will be used		After hospital discharge,
	8. Shock	The presence of systolic blood pressure <80mmHg within 24 hours of randomisation		After hospital discharge
	9. Maternal death	All deaths in participants from the time of randomisation until hospital discharge or 4 weeks, whichever is earlier.		After hospital discharge
	10. Non pharmacological approach to treat or investigate bleeding	Use of any non-pharmacological approach to treat bleeding, from randomisation up to hospital discharge. Such non-pharmacological interventions include: laparotomy, internal uterine tamponade with balloon or uterine packing, arterial embolization, removal of retained products.		After hospital discharge
	11. Manual removal of placenta	Manual removal of placenta required post randomisation up to hospital discharge.		After hospital discharge
	12. Adverse reactions of particular interest	1. Hypotension - A fall in blood pressure requiring treatment, or maternal symptoms of hypotension, developed within 2 minutes of IMP administration.  Adverse reactions of particular interest as listed below, occurring within 2 hrs of IMP administration:  2. Vomiting 3. Pyrexia; temperature of $>38^{\circ}\text{C}$		From randomisation until hospital discharge.

		4. Headache 5. Hot flushes 6. Diarrhoea	
	13. Skin to skin care with baby within the first hour after birth	Where the newborn is placed unwrapped against the mother's bare chest or belly from any time after randomisation up to 1 hour after birth.	At 24 hrs
	14. Separation from new-born in first hour after birth	Separation of the newborn from the mother post randomisation up to the first hour after birth.	At 24 hrs
	15. Breastfeeding	'Breastfeeding' refers to feeding of the baby with the mother's breast milk, even if this is expressed breast milk given by cup or bottle	At 24 hrs, 48 hrs (or hospital discharge if sooner) and 4 wks
		Initiation Breastfeeding initiated within the first 24 hours after birth.	
		Exclusively at hospital discharge Exclusive breastfeeding at hospital discharge (i.e. no formula milk, other liquids, or food)	
		Exclusively at 4 weeks post-birth Exclusive breastfeeding at 4 weeks post birth (i.e. no formula milk, other liquids, or food)	
	16. Childbirth experience questionnaire	Questionnaire on childbirth experience administered to women at 4 weeks postnatally.	At 4 wks
<b>Secondary Objective</b> To assess relative cost-effectiveness of use of carboprost or oxytocin as initial treatments for women with clinically diagnosed primary PPH.	17. Resource use	Resource use will include direct medical costs using questionnaire and hospital episode statistics. Quality-adjusted life years will be estimated using the using EQ-5D-5L; and the incremental cost effectiveness ratio calculated as the economic outcome of interest.	At 24 hrs and 4 wks.
		QALY measured using EQ-5D-5L	
		Bespoke self-report instrument designed to capture participants' resource use.	

		<p>Electronic data records of hospitalization will be requested from NHS Digital (England) and devolved equivalents, based on NHS (or equivalent) Number.</p> <p><b>This will include data on transfer to a higher level of care</b> This is the transfer of the place of care <b>due to</b> a postpartum haemorrhage. This refers to any transfer for more specialist care, but examples would be a transfer from home to hospital, from one hospital to another for specialist input, from a high dependency care unit to an intensive care unit, or from a midwifery led unit to an intensive care unit.</p>	<p>Data will be requested following completion of follow-up from NHS Digital and devolved equivalents.</p>
--	--	---	--